






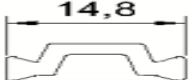












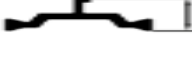




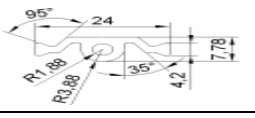









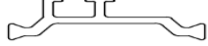




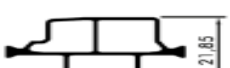








Ürün Kodu	Profil Görseli	Profil genişliği	Profil Türü	g/m	m/kg
PA 12001		12 mm	I Profil	39,565	25,275
PA 12002		12 mm	Kambur Profil	48,961	20,424
PA 14801		14,8 mm	I Profil	46,292	21,602
PA 14802		14,8 mm	Kambur Profil	56,670	17,646
PA 14803		14,8 mm	T Profil	63,532	15,740
PA 14804		14,8 mm	Yarım boru I Profil	65,906	15,173
PA 14805		14,8 mm	Yatık T'li Kambur Profil	71,138	14,057
PA 14806		14,8 mm	Kalın Kambur Profil	60,802	16,447
PA 14807		14,8 mm	Conta Kanallı Kambur Profil	78,937	12,668
PA 14808		14,8 mm	Kambur T Profil	78,205	12,787
PA 16001		16 mm	I Profil	49,168	20,338
PA 16002		16 mm	Kambur Profil	56,693	17,639
PA 17801		17,8 mm	I Profil	53,492	18,694
PA 18001		18 mm	I Profil	53,973	18,528
PA 18002		18 mm	Kambur Profil	61,498	16,261

PA	18003		18 mm	Kambur T Profil	89,744	11,143
PA	18004		18 mm	Conta Kanallı Kambur Profil	86,422	11,571
PA	20001		20 mm	I Profil	58,778	17,013
PA	20002		20 mm	Kambur Profil	71,666	13,954
PA	20003		20 mm	Kambur Profil (Geniş Açılı)	70,706	14,143
PA	20006		20 mm	Sağ Çentikli Kambur T Profil	85,608	11,681
PA	22002		22 mm	Kambur Profil	69,797	14,327
PA	24001		24 mm	I Profil	73,369	13,630
PA	24001/S		24 mm	İnce I Profil	49,168	20,338
PA	24002		24 mm	Kambur Profil	84,110	11,889
PA	24003		24 mm	Vida Kanallı Kambur Profil	114,867	8,706
PA	24004		24 mm	Kambur T Profil	105,731	9,458
PA	24005		24 mm	Tırnaklı Conta Kanallı Kambur Profil	114,229	8,754
PA	24006		24 mm	Conta Kanallı Kambur Profil	109,037	9,171
PA	24007		24 mm	Simetrik Kancalı Kambur Profil	103,992	9,616
PA	24008		24 mm	Kancalı Kambur Profil	101,021	9,899
PA	25001		25 mm	I Profil	73,428	13,619

PA	26002		26 mm	Kambur Profil	83,754	11,940
PA	26003		26 mm	Kapaklı I Profil	102,815	9,726
PA	28001		28 mm	I Profil	81,035	12,340
PA	30005		30 mm	Kaçık Conta Kanallı Kambur Profil	119,188	8,390
PA	32007		32 mm	Kesik Kutu Profil	134,190	7,452
PA	34002		34 mm	Kambur Profil	104,645	9,556
PA	34005		34 mm	Kaçık Conta Kanallı Kambur Profil	146,420	6,830
PA	34006		34 mm	Çift T'li Kambur	125,596	7,962
PA	34007		34 mm	Çift Odalı Çift T'li Düz	186,244	5,369
PA	34008		34 mm	3 Odalı Kutu Profil	139,908	7,148
PA	34009		34 mm	Contalı 3 Odalı Kutu Profil	159,174	6,282
PA	34010		34 mm	Çift Odalı Düz Profil	150,248	6,656
PA	34011		34 mm	Kesik Kutu Profil	141,221	7,081
PA	34012		34 mm	Dik Kambur Profil	112,598	8,881
PA	34013		34 mm	Çif Odalı Kambur Profil	172,356	5,802