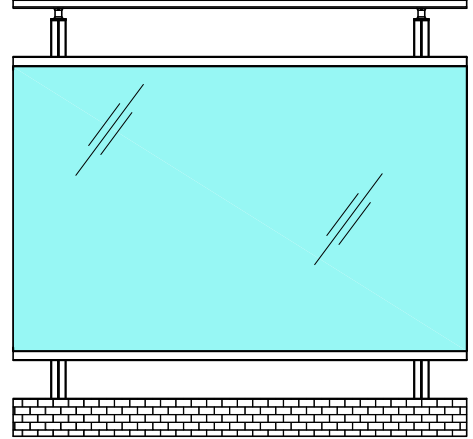
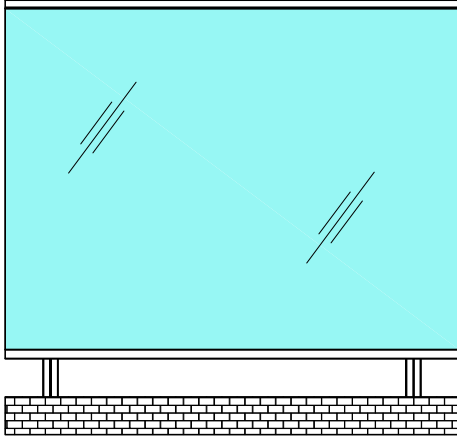
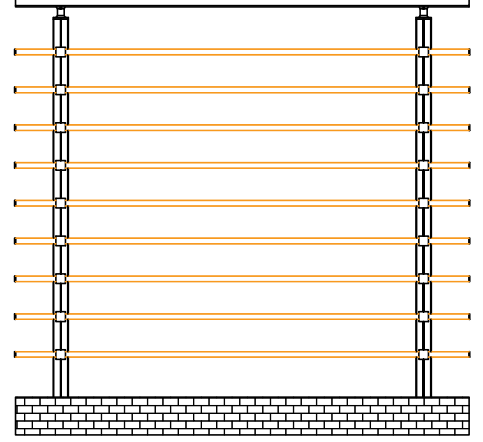
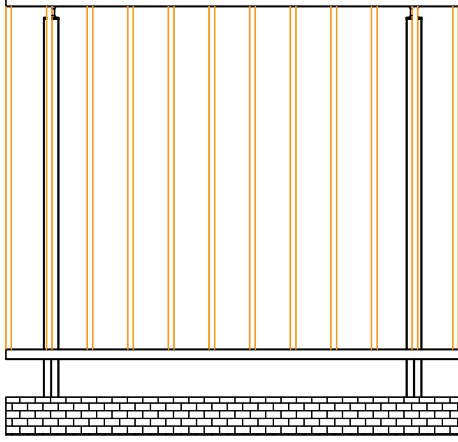


## Korkuluk Sistemleri



## KS Korkuluk Sistemleri

### Alařım Özellikleri Alloy Properties



EN AW 6060 (AlMgSi0,5 F22) EN AW 6063(AlMg0,7Si F22)

### Üretim ve Mekanik Standartları Production and Mechanical Standards

EN 12020-2 - EN 755-9 - EN 755-2

## KS

ÜRÜN TEKNİK ÖZELLİKLERİ  
PRODUCT'S TECHNICAL FEATURES















PROFİL KESİTİ PROFILE VIEW	PROFİL NO PROFILE NO	PROFİL AÇIKLAMASI PROFILE DESCRIPTION	gr/m	PROFİL KESİTİ PROFILE VIEW	PROFİL NO PROFILE NO	PROFİL AÇIKLAMASI PROFILE DESCRIPTION	gr/m
	<b>KS-101</b> ( 1,3 - 40 )	KARE DİKME TEK KAPAKLI	929		<b>KS-206</b> ( 1,7 - 60 )	60 LİK ÜST KÜPEŞTE	796
	<b>KS-102</b> ( 1,3 40 )	KARE DİKME ÇİFT KAPAKLI	882		<b>KS-207</b> ( 1,5 - 60 )	60 LİK ÜST KÜPEŞTE CAM YATAĞI KANALLI	852
	<b>KS-103</b> ( 1,3 - 25 )	DİKDÖRTGEN DİKME TEK KAPAKLI	705		<b>KS-208</b> ( 1,4 - 60 )	60 LİK ÜST KÜPEŞTE	648
	<b>KS-104</b> ( 1,4 - 40 )	KARE DİKME KAPAKSIZ	816		<b>KS-209</b> ( 1,7 - 80 )	80 LİK ÜST KÜPEŞTE	1061
	<b>KS-105</b> ( 1,3 - 25 - 40 )	KARE DİKME KAPAKSIZ	816		<b>KS-210</b> ( 1,5 - 80 )	80 LİK ÜST KÜPEŞTE CAM YATAĞI KANALLI	1126
	<b>KS-201</b> ( 1,4 - 60 )	60 LİK ÜST KÜPEŞTE EMNİYET ŞERİDİ KANALLI	755		<b>KS-301</b> ( 1,3 - 45 )	GEMİCİ PROFİL CAM YUVASI	1100
	<b>KS-202</b> ( 1,4 - 80 )	80 LİK ÜST KÜPEŞTE EMNİYET ŞERİDİ KANALLI	1019		<b>KS-302</b> ( 32 - 42,5 )	GEMİCİ PROFİL CAM YUVASI	765
	<b>KS-203</b> ( 1,4 - 60 )	60 LİK ÜST KÜPEŞTE CAM YATAĞI KANALLI	732		<b>KS-303</b> ( 30 - 65 )	GEMİCİ PROFİL CAM YUVASI	1107
	<b>KS-204</b> ( 1,4 - 60 )	60 LİK ÜST KÜPEŞTE CAM YATAĞI KANALLI	767		<b>KS-304</b> ( 2 - 41,3 )	GEMİCİ PROFİL CAM YUVASI	1368
	<b>KS-205</b> ( 1,3 - 80 )	80 LİK ÜST KÜPEŞTE CAM YATAĞI KANALLI	1024		<b>KS-305</b> ( 67,1 - 100,4 )	CAM KORKULUK BAZA PROFİLİ	4278

Profil değerleri teoriktir. Ağırlık olarak teslimde yapılan tartım geçerlidir.  
Profil imalatları TS EN 12020-2 ve TS EN 755-9 toleransı,  
Moment değerleri EN 14024'e göre hesaplanmıştır.

Profile values are theoretical pre-shipment weight will be valid.  
The tolerances of Profile manufacturing are calculated according to EN 12020-2  
and TS EN 755-9; moment values are calculated according to EN 14024.

KS

ÜRÜN TEKNİK ÖZELLİKLERİ  
PRODUCT'S TECHNICAL FEATURES

PROFİL KESİTİ PROFILE VIEW	PROFİL NO PROFILE NO	PROFİL AÇIKLAMASI PROFILE DESCRIPTION	gr/m	PROFİL KESİTİ PROFILE VIEW	PROFİL NO PROFILE NO	PROFİL AÇIKLAMASI PROFILE DESCRIPTION	gr/m
	KS-306 ( 45,1 - 99,7 )	CAM KORKULUK BAZA PROFİLİ	2899		KS-407 ( 14 - 14 )	KARE EMNİYET ŞERİDİ	243
	KS-307 ( 3 - 74,3 )	CAM KORKULUK BAZA KLAVUZ PROFİLİ	683		KS-408 ( 1,2 - 12 )	KARE DİKME KAPAĞI	69
	KS-308 ( 1,5 - 31,1 )	CAM KORKULUK BAZA KAPAK PROFİLİ	565		KS-409 ( 1,3 - 16,6 )	60 LİK VE 80 LİK ÜST KÜPEŞTE KAPAĞI	70
	KS-309 ( 1,5 - 31,1 )	CAM KORKULUK BAZA KAPAK PROFİLİ	689		KS-410 ( 1,2 - 12,1 )	YUVARLAK DİKME KAPAĞI	62
	KS-401 ( 1,8 - 22 )	60 LİK ÜST KÜPEŞTE İÇİN CAM YATAĞI PROFİLİ	440				
	KS-402 ( 1,8 - 27,8 )	80 LİK ÜST KÜPEŞTE İÇİN CAM YATAĞI PROFİLİ	484				
	KS-403 ( 1,2 - 16 )	CAM YATAĞI PROFİLİ	256				
	KS-404 ( 2,1 - 26 )	60 LİK VE 80 LİK ÜST KÜPEŞTE İÇİN KARE EMNİYET ŞERİDİ BAĞLANTI PROFİLİ	375				
	KS-405 ( 2 - 15 )	KARE EMNİYET ŞERİDİ	282				
	KS-406 ( 14 - 14 )	KARE EMNİYET ŞERİDİ	202				

Profil değerleri teoriktir. Ağırlık olarak teslimde yapılan tartım geçerlidir.  
Profil imalatları TS EN 12020-2 ve TS EN 755-9 toleransı,  
Moment değerleri EN 14024'e göre hesaplanmıştır.

Profile values are theoretical pre-shipment weight will be valid.  
The tolerances of Profile manufacturing are calculated according to EN 12020-2  
and TS EN 755-9; moment values are calculated according to EN 14024.

## KS

ÜRÜN TEKNİK ÖZELLİKLERİ  
PRODUCT'S TECHNICAL FEATURES









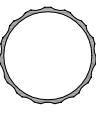
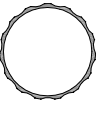



PROFİL KESİTİ PROFILE VIEW	PROFİL NO PROFILE NO	PROFİL AÇIKLAMASI PROFILE DESCRIPTION	gr/m	PROFİL KESİTİ PROFILE VIEW	PROFİL NO PROFILE NO	PROFİL AÇIKLAMASI PROFILE DESCRIPTION	gr/m
	KS-151 ( $\phi 40$ )	YUVARLAK DİKME ÇİFT KAPAKLI	1160		KS-161 ( $\phi 40$ )	YUVARLAK DİKME DÖRT KAPAKLI	1002
	KS-152 ( $\phi 40$ )	YUVARLAK DİKME ÇİFT KAPAKLI	770		KS-162 ( $\phi 40$ )	YUVARLAK DİKME TEK KAPAKLI	599
	KS-153 ( $\phi 40$ )	YUVARLAK DİKME TEK KAPAKLI	815		KS-163 ( $\phi 40$ )	YUVARLAK DİKME ÇİFT KAPAKLI	1009
	KS-154 ( $\phi 40$ )	YUVARLAK DİKME TEK KAPAKLI	736		KS-164 ( $\phi 30$ )	YUVARLAK DİKME ÇİFT KAPAKLI	649
	KS-155 ( $\phi 40$ )	YUVARLAK DİKME ÇİFT KAPAKLI	909		KS-165 ( $\phi 40$ )	YUVARLAK DİKME ÇİFT KAPAKLI	765
	KS-156 ( $\phi 40$ )	YUVARLAK DİKME ÇİFT KAPAKLI	737				
	KS-157 ( $\phi 40$ )	YUVARLAK DİKME ÇİFT KAPAKLI	1119				
	KS-158 ( $\phi 40$ )	YUVARLAK DİKME ÇİFT KAPAKLI	902				
	KS-159 ( $\phi 40$ )	YUVARLAK DİKME ÇİFT KAPAKLI	675				
	KS-160 ( $\phi 40$ )	YUVARLAK DİKME ÇİFT KAPAKLI	777				

Profil değerleri teoriktir. Ağırlık olarak teslimde yapılan tartım geçerlidir.  
Profil imalatları TS EN 12020-2 ve TS EN 755-9 toleransı,  
Moment değerleri EN 14024'e göre hesaplanmıştır.

Profile values are theoretical pre-shipment weight will be valid.  
The tolerances of Profile manufacturing are calculated according to EN 12020-2  
and TS EN 755-9; moment values are calculated according to EN 14024.

KS

ÜRÜN TEKNİK ÖZELLİKLERİ  
PRODUCT'S TECHNICAL FEATURES

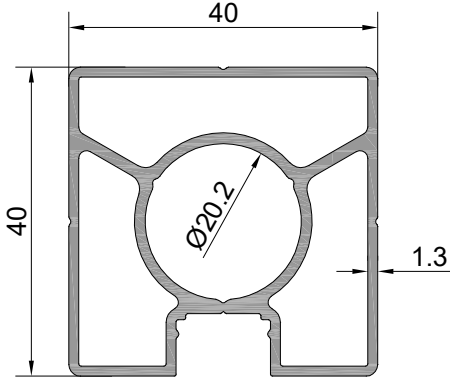
PROFİL KESİTİ PROFILE VIEW	PROFİL NO PROFILE NO	PROFİL AÇIKLAMASI PROFILE DESCRIPTION	gr/m	PROFİL KESİTİ PROFILE VIEW	PROFİL NO PROFILE NO	PROFİL AÇIKLAMASI PROFILE DESCRIPTION	gr/m
	KS-250 ( $\phi 50$ )	YUVARLAK ÜST KÜPEŞTE	1011		KS-260 ( $\phi 60 - 1,6$ )	CAM KANALLI YUVARLAK ÜST KÜPEŞTE	852
	KS-251 ( $\phi 50$ )	YUVARLAK ÜST KÜPEŞTE	699		KS-450 ( $\phi 30$ )	YUVARLAK EMNİYET ŞERİDİ	477
	KS-252 ( $\phi 50$ )	YUVARLAK ÜST KÜPEŞTE	499		KS-451 ( $\phi 16$ )	YUVARLAK EMNİYET ŞERİDİ	151
	KS-253 ( $\phi 50$ )	YUVARLAK ÜST KÜPEŞTE	619		KS-452 ( $\phi 16$ )	YUVARLAK EMNİYET ŞERİDİ	185
	KS-254 ( $\phi 50$ )	YUVARLAK ÜST KÜPEŞTE	739		KS-453 ( $\phi 16$ )	YUVARLAK EMNİYET ŞERİDİ	238
	KS-255 ( $\phi 50$ )	YUVARLAK ÜST KÜPEŞTE	817		KS-454 ( $\phi 16$ )	YUVARLAK EMNİYET ŞERİDİ	287
	KS-256 ( $\phi 66$ )	YUVARLAK ÜST KÜPEŞTE	1273		KS-455 ( $\phi 16$ )	YUVARLAK EMNİYET ŞERİDİ	409
	KS-257 ( $\phi 65,4$ )	YUVARLAK ÜST KÜPEŞTE	1051		KS-456 ( $\phi 16$ )	YUVARLAK EMNİYET ŞERİDİ	468
	KS-258 ( $\phi 50$ )	CAM KANALLI YUVARLAK ÜST KÜPEŞTE	786		KS-457 ( $\phi 19$ )	YUVARLAK EMNİYET ŞERİDİ	153
	KS-259 ( $\phi 50$ )	CAM KANALLI YUVARLAK ÜST KÜPEŞTE	952				

Profil değerleri teoriktir. Ağırlık olarak teslimde yapılan tartım geçerlidir.  
Profil imalatları TS EN 12020-2 ve TS EN 755-9 toleransı,  
Moment değerleri EN 14024'e göre hesaplanmıştır.

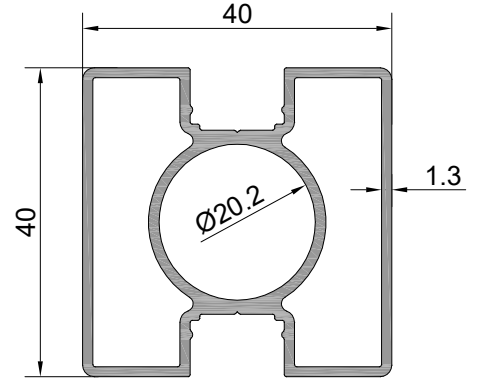
Profile values are theoretical pre-shipment weight will be valid.  
The tolerances of Profile manufacturing are calculated according to EN 12020-2  
and TS EN 755-9; moment values are calculated according to EN 14024.

# KS KORKULUK SİSTEMLERİ

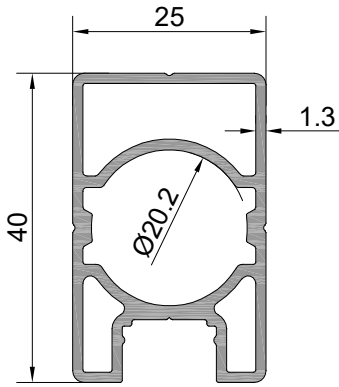
ÜRÜN TEKNİK ÖZELLİKLERİ  
PRODUCT'S TECHNICAL FEATURES



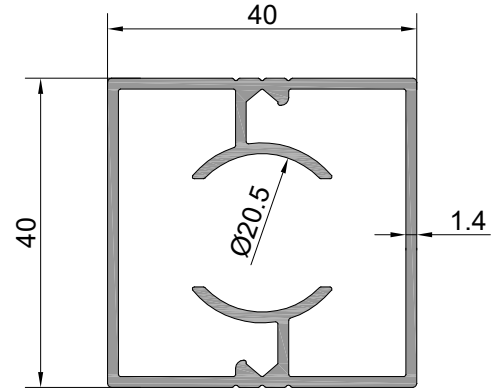
Pr. No : KS-101       $I_x$  : 5.75 cm<sup>4</sup>  
Ağırlık : 929 gr/m       $I_y$  : 6.3 cm<sup>4</sup>



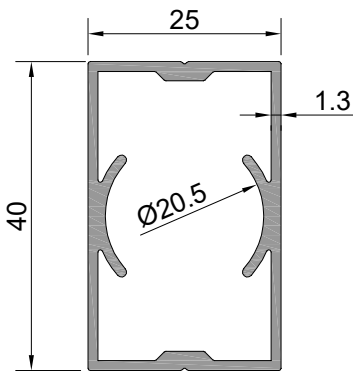
Pr. No : KS-102       $I_x$  : 5.53 cm<sup>4</sup>  
Ağırlık : 882 gr/m       $I_y$  : 5.69 cm<sup>4</sup>



Pr. No : KS-103       $I_x$  : 4 cm<sup>4</sup>  
Ağırlık : 705 gr/m       $I_y$  : 2.2 cm<sup>4</sup>



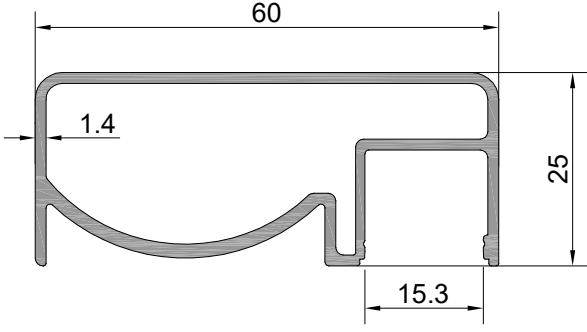
Pr. No : KS-104       $I_x$  : 6.6 cm<sup>4</sup>  
Ağırlık : 816 gr/m       $I_y$  : 5.2 cm<sup>4</sup>



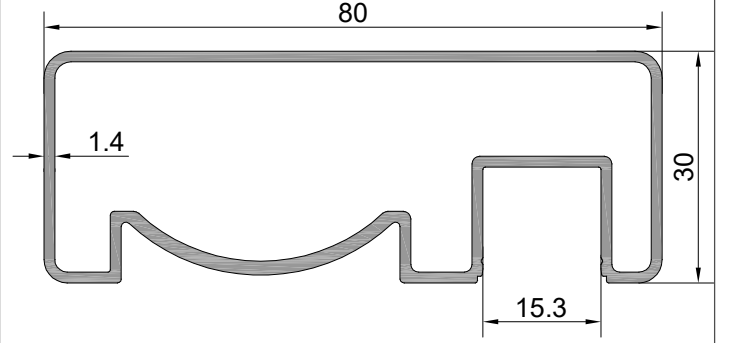
Pr. No : KS-105       $I_x$  : 2.12 cm<sup>4</sup>  
Ağırlık : 595 gr/m       $I_y$  : 4.14 cm<sup>4</sup>

# KS KORKULUK SİSTEMLERİ

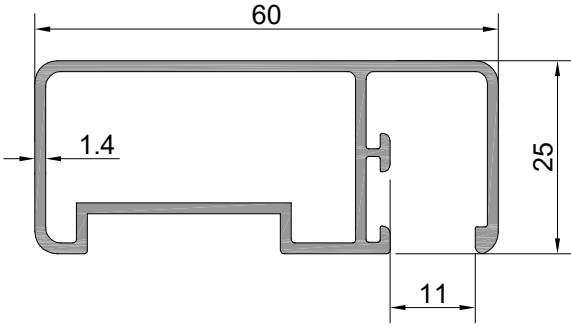
ÜRÜN TEKNİK ÖZELLİKLERİ  
PRODUCT'S TECHNICAL FEATURES



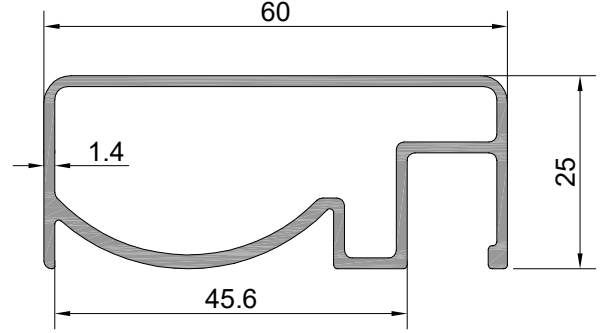
Pr. No : KS-201       $I_x : 2.16 \text{ cm}^4$   
Ağırlık : 755 gr/m       $I_y : 11.1 \text{ cm}^4$



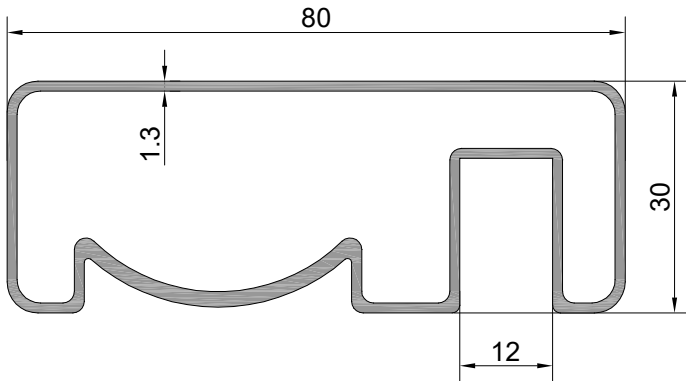
Pr. No : KS-202       $I_x : 4.69 \text{ cm}^4$   
Ağırlık : 1019 gr/m       $I_y : 26.98 \text{ cm}^4$



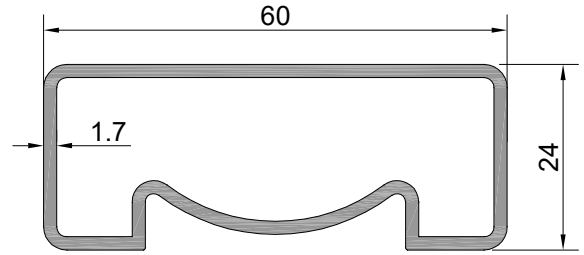
Pr. No : KS-203       $I_x : 2.26 \text{ cm}^4$   
Ağırlık : 732 gr/m       $I_y : 10.59 \text{ cm}^4$



Pr. No : KS-204       $I_x : 2.4 \text{ cm}^4$   
Ağırlık : 767 gr/m       $I_y : 11.46 \text{ cm}^4$



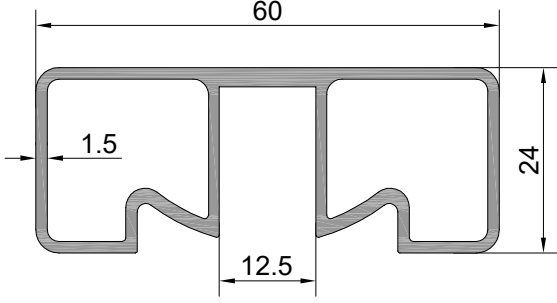
Pr. No : KS-205       $I_x : 4.75 \text{ cm}^4$   
Ağırlık : 1024 gr/m       $I_y : 26.3 \text{ cm}^4$



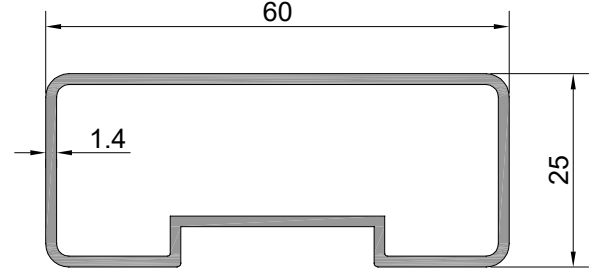
Pr. No : KS-206       $I_x : 2.43 \text{ cm}^4$   
Ağırlık : 796 gr/m       $I_y : 12.2 \text{ cm}^4$

# KS KORKULUK SİSTEMLERİ

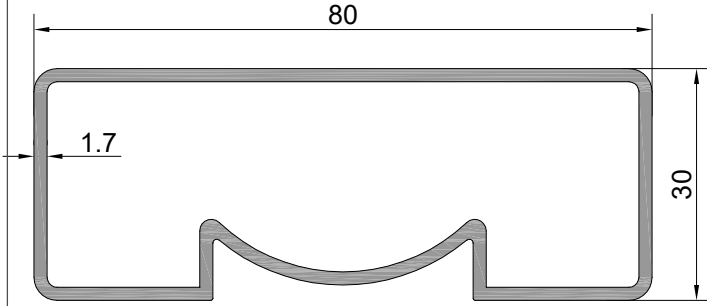
ÜRÜN TEKNİK ÖZELLİKLERİ  
PRODUCT'S TECHNICAL FEATURES



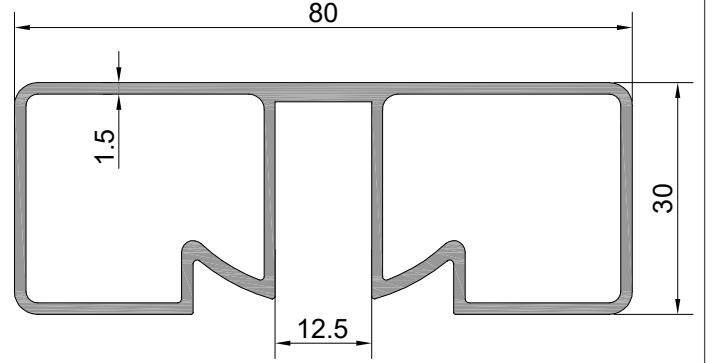
Pr. No : KS-207       $I_x : 3.37 \text{ cm}^4$   
Ağırlık : 852 gr/m       $I_y : 11.2 \text{ cm}^4$



Pr. No : KS-208       $I_x : 2.28 \text{ cm}^4$   
Ağırlık : 648 gr/m       $I_y : 10.1 \text{ cm}^4$



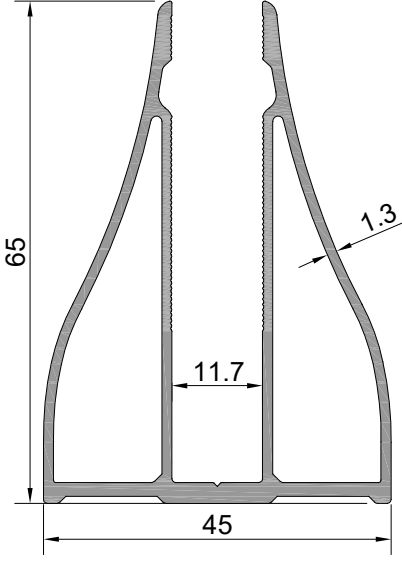
Pr. No : KS-209       $I_x : 5.59 \text{ cm}^4$   
Ağırlık : 1061 gr/m       $I_y : 28.4 \text{ cm}^4$



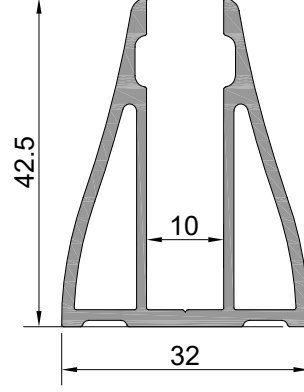
Pr. No : KS-210       $I_x : 5.43 \text{ cm}^4$   
Ağırlık : 1126 gr/m       $I_y : 25.6 \text{ cm}^4$

# KS KORKULUK SİSTEMLERİ

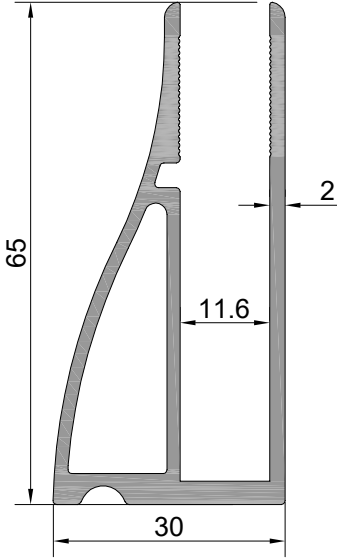
ÜRÜN TEKNİK ÖZELLİKLERİ  
PRODUCT'S TECHNICAL FEATURES



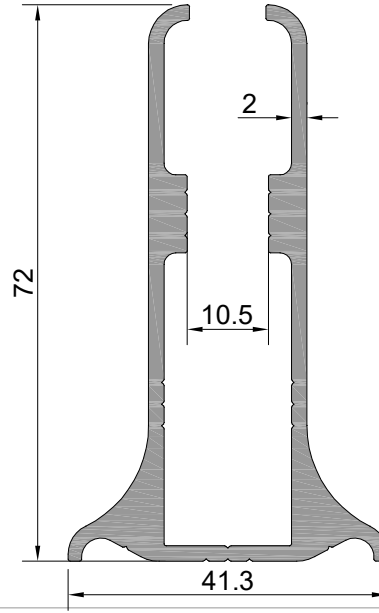
Pr. No : KS-301  
Ağırlık : 1100 gr/m  
lx : 16.19 cm<sup>4</sup>  
ly : 6.33 cm<sup>4</sup>



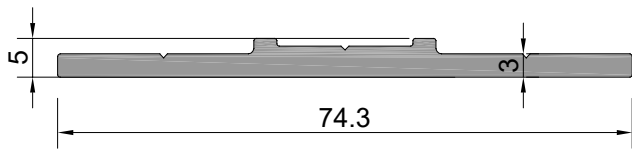
Pr. No : KS-302  
Ağırlık : 765 gr/m  
lx : 4.54 cm<sup>4</sup>  
ly : 2.43 cm<sup>4</sup>



Pr. No : KS-303  
Ağırlık : 1107 gr/m  
lx : 15.88 cm<sup>4</sup>  
ly : 3.52 cm<sup>4</sup>



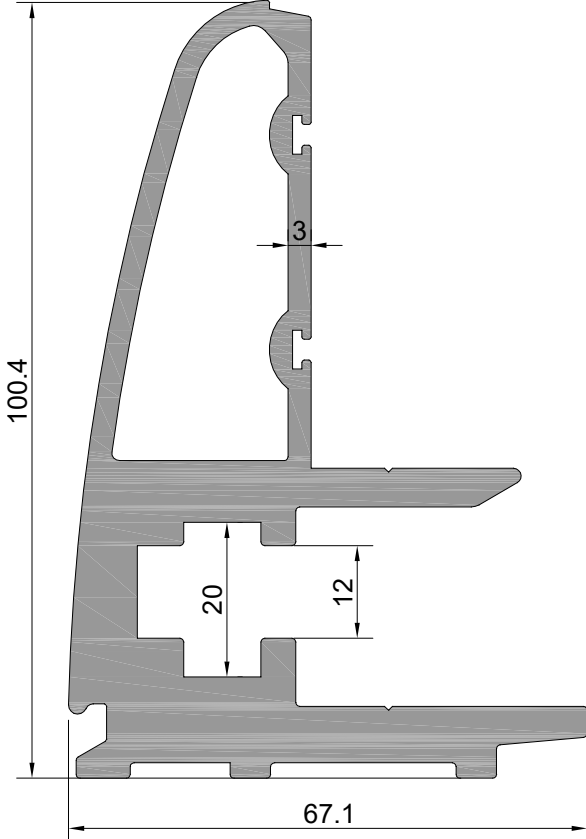
Pr. No : KS-304  
Ağırlık : 1368 gr/m  
lx : 25.73 cm<sup>4</sup>  
ly : 5.12 cm<sup>4</sup>



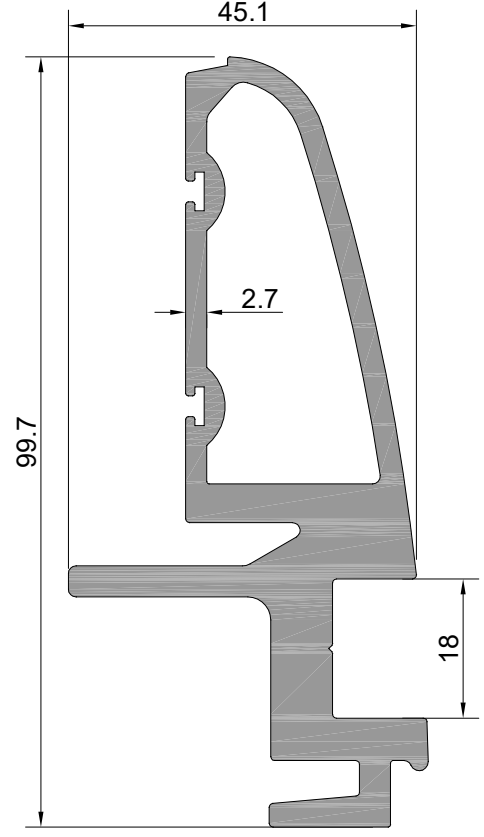
Pr. No : KS-307  
Ağırlık : 683 gr/m  
lx : xxx cm<sup>4</sup>  
ly : xxx cm<sup>4</sup>

# KS KORKULUK SİSTEMLERİ

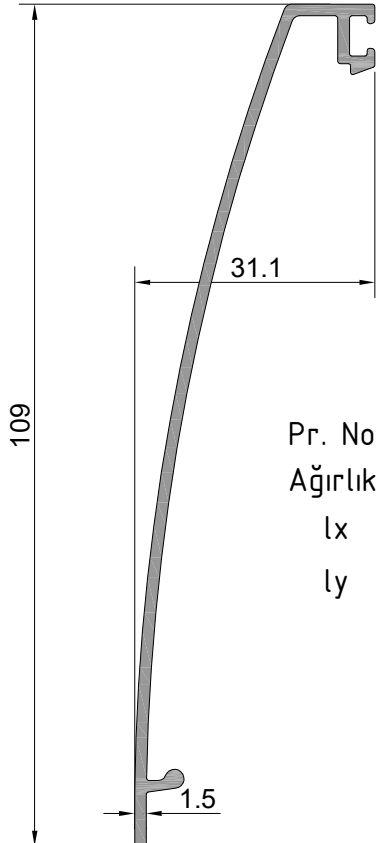
ÜRÜN TEKNİK ÖZELLİKLERİ  
PRODUCT'S TECHNICAL FEATURES




Pr. No : KS-305      lx : 119 cm<sup>4</sup>  
Ağırlık : 4278gr/m      ly : 39.9 cm<sup>4</sup>



Pr. No : KS-306      lx : 74.7 cm<sup>4</sup>  
Ağırlık : 2899 gr/m      ly : 10.4 cm<sup>4</sup>



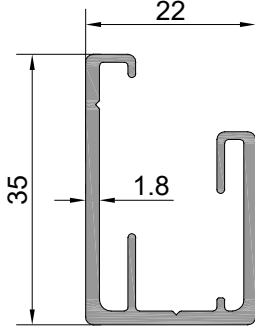
Pr. No : KS-308  
Ağırlık : 565 gr/m  
lx : 26.1 cm<sup>4</sup>  
ly : 1.7 cm<sup>4</sup>



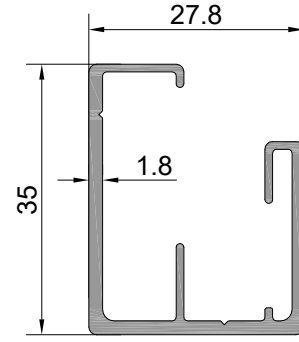
Pr. No : KS-309  
Ağırlık : 689 gr/m  
lx : 31.9 cm<sup>4</sup>  
ly : 2.1 cm<sup>4</sup>

# KS KORKULUK SİSTEMLERİ

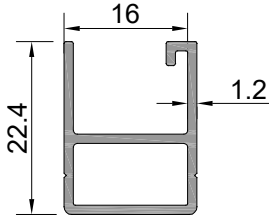
ÜRÜN TEKNİK ÖZELLİKLERİ  
PRODUCT'S TECHNICAL FEATURES



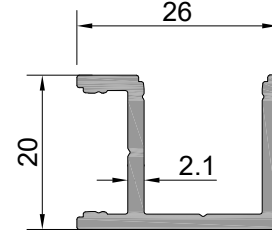
Pr. No : KS-401  
Ağırlık : 440 gr/m



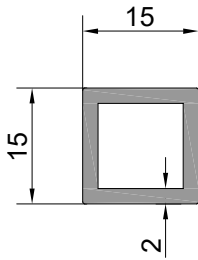
Pr. No : KS-402  
Ağırlık : 484 gr/m



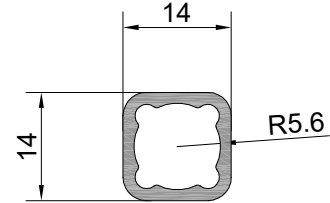
Pr. No : KS-403  
Ağırlık : 256 gr/m



Pr. No : KS-404  
Ağırlık : 375 gr/m



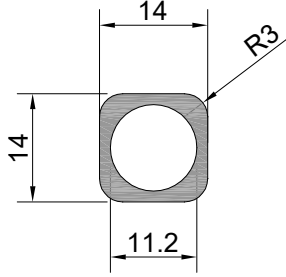
Pr. No : KS-405  
Ağırlık : 282 gr/m



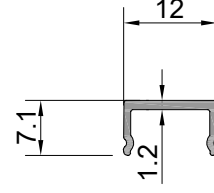
Pr. No : KS-406  
Ağırlık : 202 gr/m

# KS KORKULUK SİSTEMLERİ

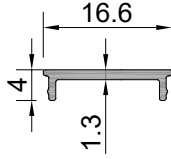
ÜRÜN TEKNİK ÖZELLİKLERİ  
PRODUCT'S TECHNICAL FEATURES



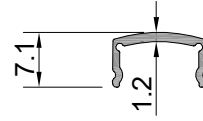
Pr. No : KS-407  
Ağırlık : 243 gr/m



Pr. No : KS-408  
Ağırlık : 69 gr/m



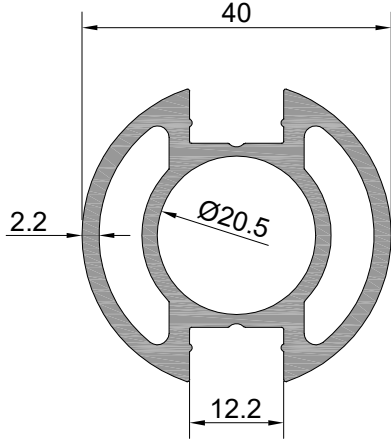
Pr. No : KS-409  
Ağırlık : 70 gr/m



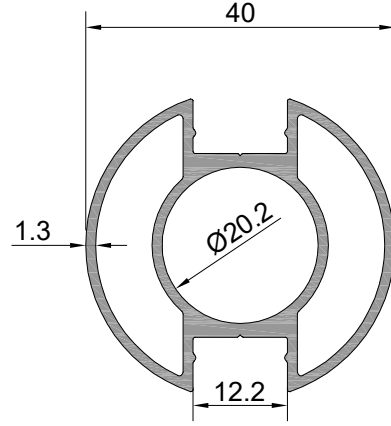
Pr. No : KS-410  
Ağırlık : 62 gr/m

# KS KORKULUK SİSTEMLERİ

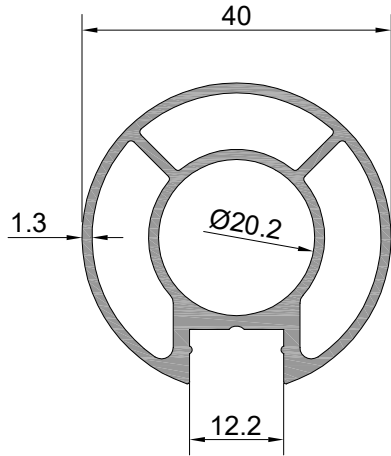
ÜRÜN TEKNİK ÖZELLİKLERİ  
PRODUCT'S TECHNICAL FEATURES



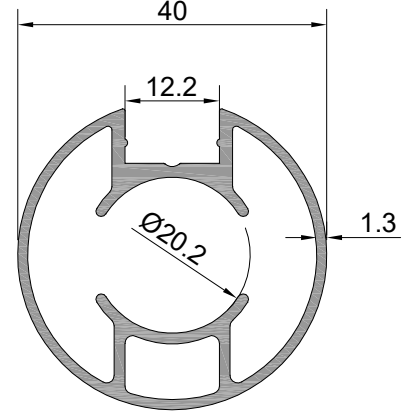
Pr. No : KS-151       $I_x$  : xxx  $cm^4$   
Ağırlık : 1160 gr/m       $I_y$  : xxx  $cm^4$



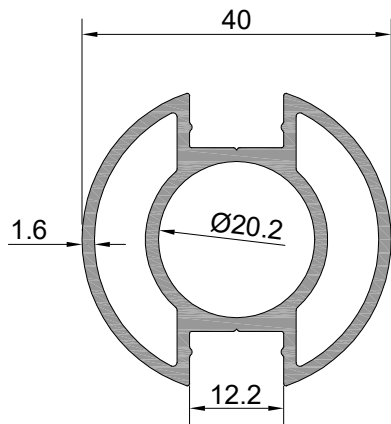
Pr. No : KS-152       $I_x$  : xxx  $cm^4$   
Ağırlık : 770 gr/m       $I_y$  : xxx  $cm^4$



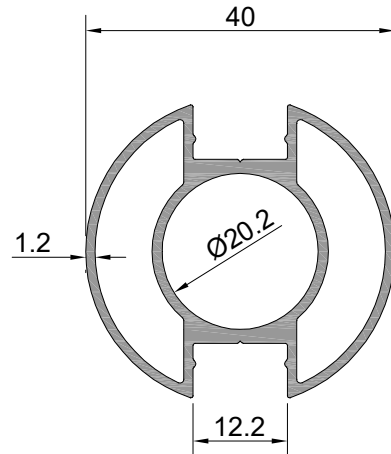
Pr. No : KS-153       $I_x$  : xxx  $cm^4$   
Ağırlık : 815 gr/m       $I_y$  : xxx  $cm^4$



Pr. No : KS-154       $I_x$  : xxx  $cm^4$   
Ağırlık : 736 gr/m       $I_y$  : xxx  $cm^4$



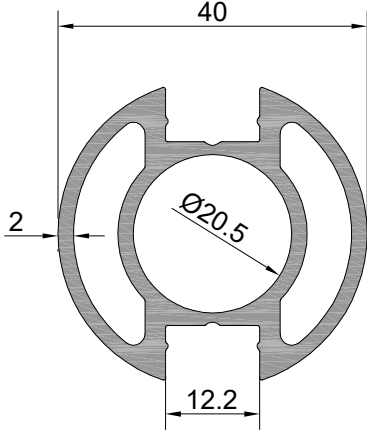
Pr. No : KS-155       $I_x$  : xxx  $cm^4$   
Ağırlık : 909 gr/m       $I_y$  : xxx  $cm^4$



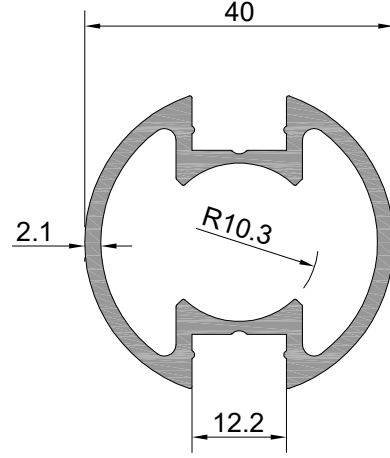
Pr. No : KS-156       $I_x$  : xxx  $cm^4$   
Ağırlık : 737 gr/m       $I_y$  : xxx  $cm^4$

# KS KORKULUK SİSTEMLERİ

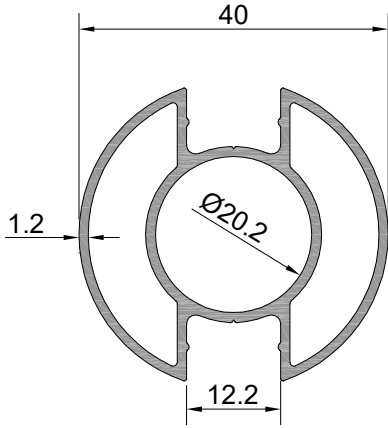
ÜRÜN TEKNİK ÖZELLİKLERİ  
PRODUCT'S TECHNICAL FEATURES



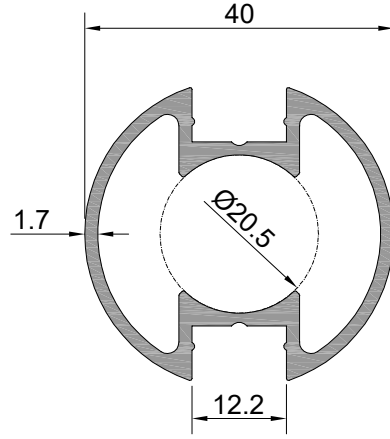
Pr. No : KS-157      lx : xxx cm<sup>4</sup>  
Ağırlık : 1119 gr/m      ly : xxx cm<sup>4</sup>



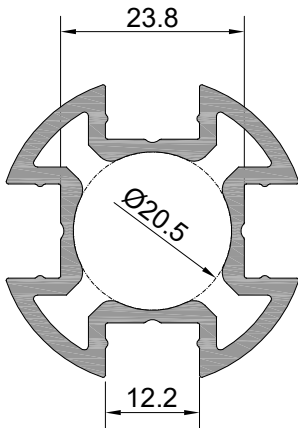
Pr. No : KS-158      lx : xxx cm<sup>4</sup>  
Ağırlık : 902 gr/m      ly : xxx cm<sup>4</sup>



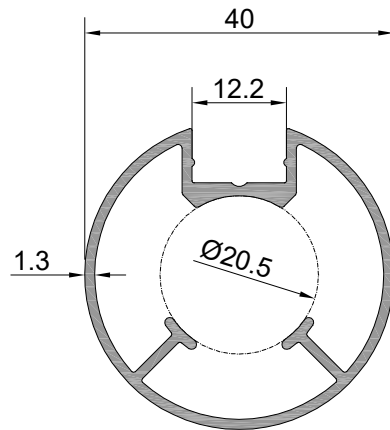
Pr. No : KS-159      lx : xxx cm<sup>4</sup>  
Ağırlık : 675 gr/m      ly : xxx cm<sup>4</sup>



Pr. No : KS-160      lx : xxx cm<sup>4</sup>  
Ağırlık : 777 gr/m      ly : xxx cm<sup>4</sup>



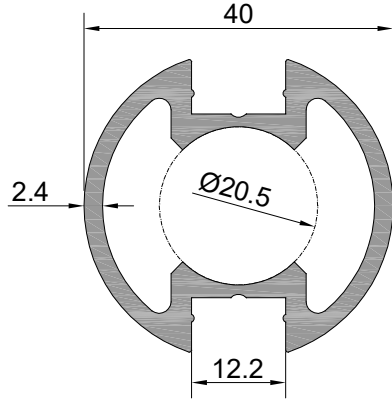
Pr. No : KS-161      lx : xxx cm<sup>4</sup>  
Ağırlık : 1002 gr/m      ly : xxx cm<sup>4</sup>



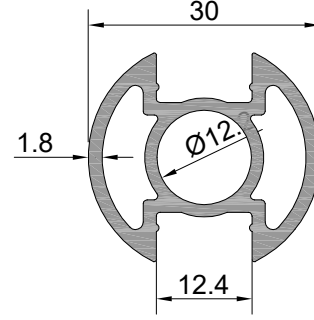
Pr. No : KS-162      lx : xxx cm<sup>4</sup>  
Ağırlık : 599 gr/m      ly : xxx cm<sup>4</sup>

# KS KORKULUK SİSTEMLERİ

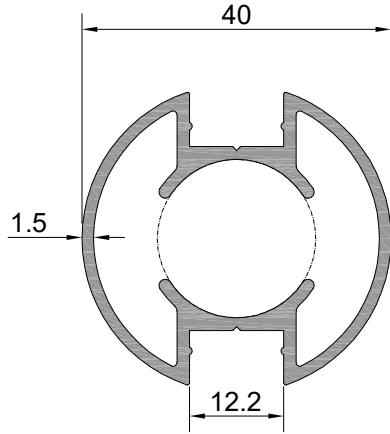
ÜRÜN TEKNİK ÖZELLİKLERİ  
PRODUCT'S TECHNICAL FEATURES



Pr. No : KS-163      lx : xxx cm<sup>4</sup>  
Ağırlık : 1009 gr/m      ly : xxx cm<sup>4</sup>



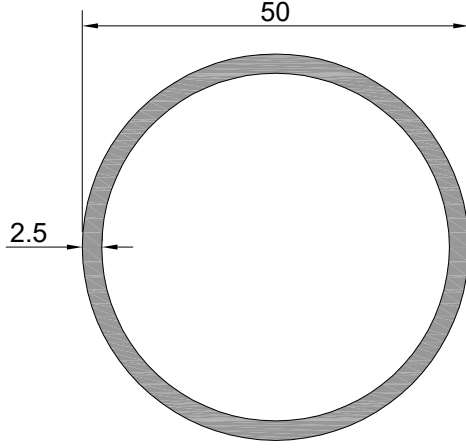
Pr. No : KS-164      lx : xxx cm<sup>4</sup>  
Ağırlık : 649 gr/m      ly : xxx cm<sup>4</sup>



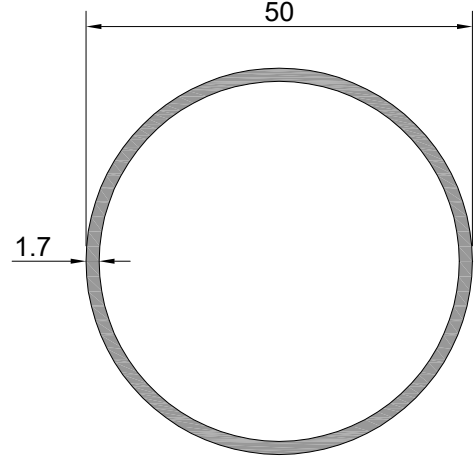
Pr. No : KS-165      lx : xxx cm<sup>4</sup>  
Ağırlık : 765 gr/m      ly : xxx cm<sup>4</sup>

# KS KORKULUK SİSTEMLERİ

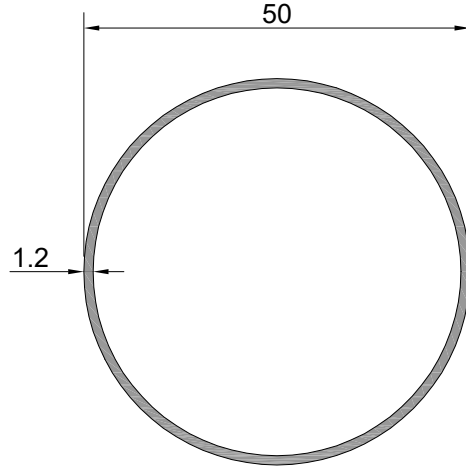
ÜRÜN TEKNİK ÖZELLİKLERİ  
PRODUCT'S TECHNICAL FEATURES



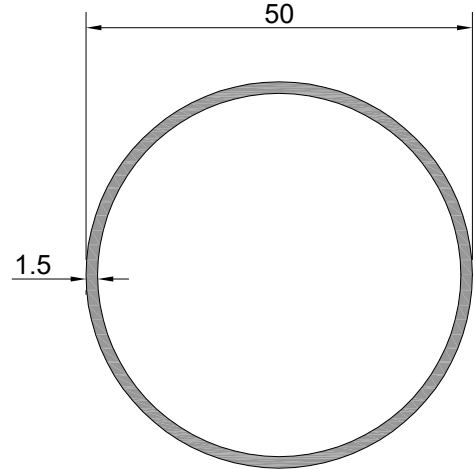
Pr. No : KS-250       $I_x$  : xxx  $cm^4$   
Ağırlık : 1011 gr/m       $I_y$  : xxx  $cm^4$



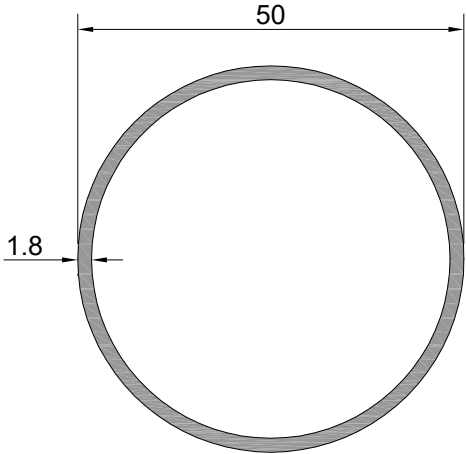
Pr. No : KS-251       $I_x$  : xxx  $cm^4$   
Ağırlık : 699 gr/m       $I_y$  : xxx  $cm^4$



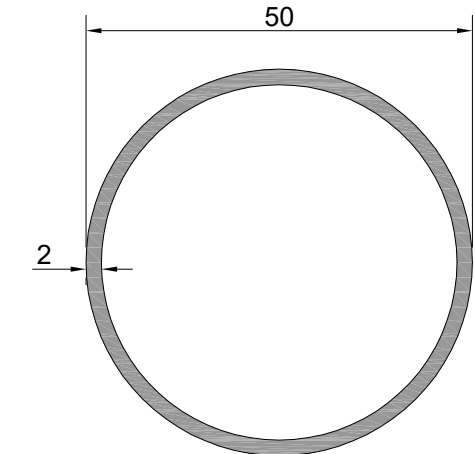
Pr. No : KS-252       $I_x$  : xxx  $cm^4$   
Ağırlık : 499 gr/m       $I_y$  : xxx  $cm^4$



Pr. No : KS-253       $I_x$  : xxx  $cm^4$   
Ağırlık : 619 gr/m       $I_y$  : xxx  $cm^4$



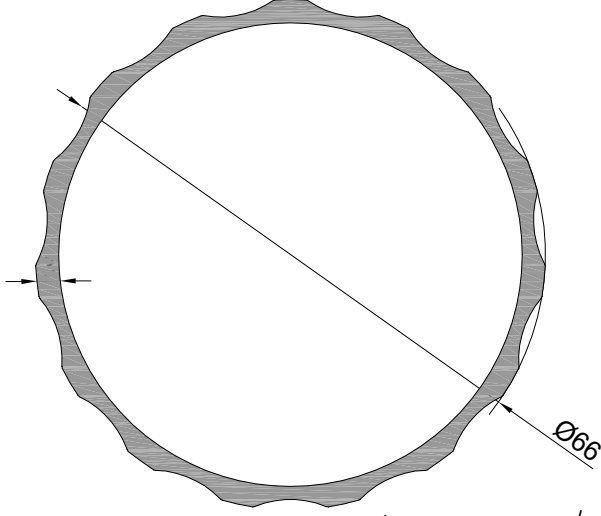
Pr. No : KS-254       $I_x$  : xxx  $cm^4$   
Ağırlık : 739 gr/m       $I_y$  : xxx  $cm^4$



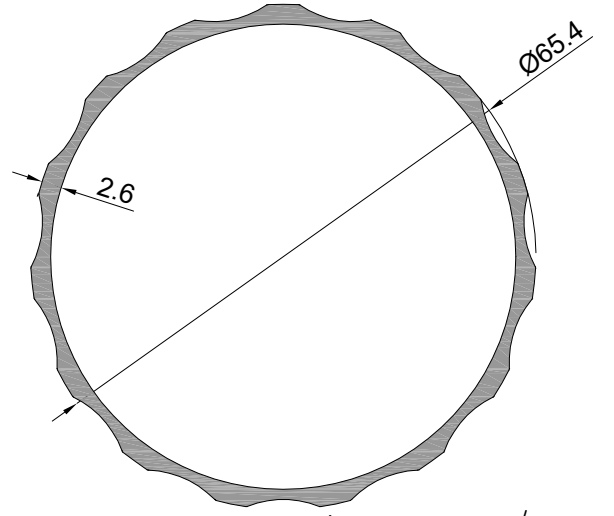
Pr. No : KS-255       $I_x$  : xxx  $cm^4$   
Ağırlık : 817 gr/m       $I_y$  : xxx  $cm^4$

# KS KORKULUK SİSTEMLERİ

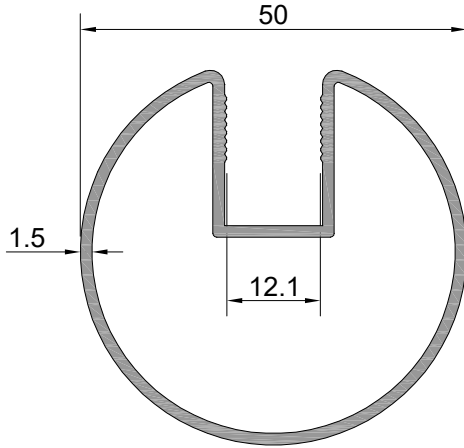
ÜRÜN TEKNİK ÖZELLİKLERİ  
PRODUCT'S TECHNICAL FEATURES



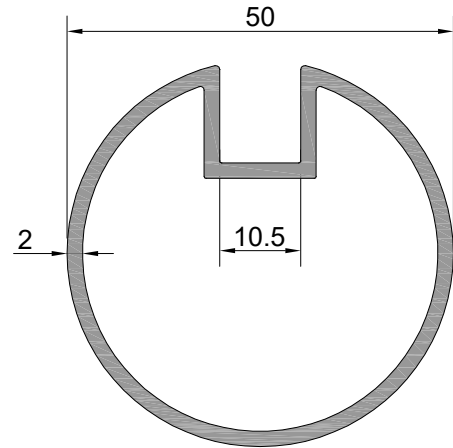
Pr. No : KS-256       $I_x$  : xxx  $cm^4$   
Ağırlık : 1273 gr/m       $I_y$  : xxx  $cm^4$



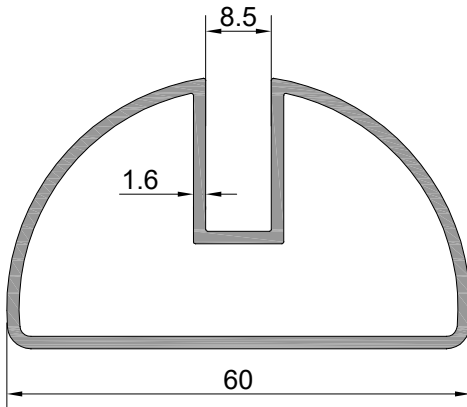
Pr. No : KS-257       $I_x$  : xxx  $cm^4$   
Ağırlık : 1051 gr/m       $I_y$  : xxx  $cm^4$



Pr. No : KS-258       $I_x$  : xxx  $cm^4$   
Ağırlık : 786 gr/m       $I_y$  : xxx  $cm^4$



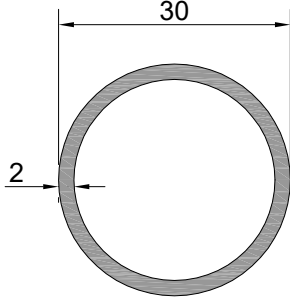
Pr. No : KS-259       $I_x$  : xxx  $cm^4$   
Ağırlık : 952 gr/m       $I_y$  : xxx  $cm^4$



Pr. No : KS-260       $I_x$  : xxx  $cm^4$   
Ağırlık : 852 gr/m       $I_y$  : xxx  $cm^4$

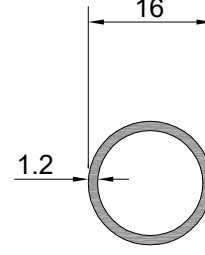
# KS KORKULUK SİSTEMLERİ

ÜRÜN TEKNİK ÖZELLİKLERİ  
PRODUCT'S TECHNICAL FEATURES



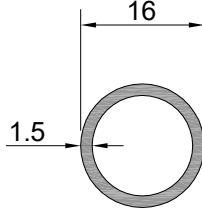
Pr. No : KS-450  
Ağırlık : 477 gr/m

$I_x$  : xxx cm<sup>4</sup>  
 $I_y$  : xxx cm<sup>4</sup>



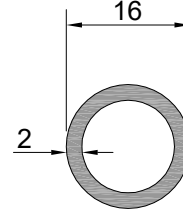
Pr. No : KS-451  
Ağırlık : 151 gr/m

$I_x$  : xxx cm<sup>4</sup>  
 $I_y$  : xxx cm<sup>4</sup>



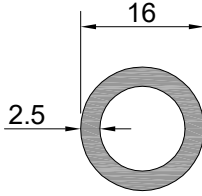
Pr. No : KS-452  
Ağırlık : 185 gr/m

$I_x$  : xxx cm<sup>4</sup>  
 $I_y$  : xxx cm<sup>4</sup>



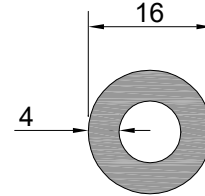
Pr. No : KS-453  
Ağırlık : 238 gr/m

$I_x$  : xxx cm<sup>4</sup>  
 $I_y$  : xxx cm<sup>4</sup>



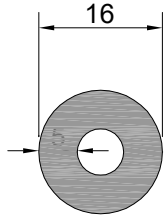
Pr. No : KS-454  
Ağırlık : 287 gr/m

$I_x$  : xxx cm<sup>4</sup>  
 $I_y$  : xxx cm<sup>4</sup>



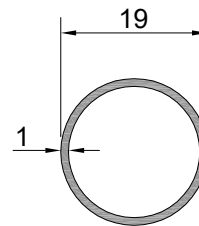
Pr. No : KS-455  
Ağırlık : 409 gr/m

$I_x$  : xxx cm<sup>4</sup>  
 $I_y$  : xxx cm<sup>4</sup>



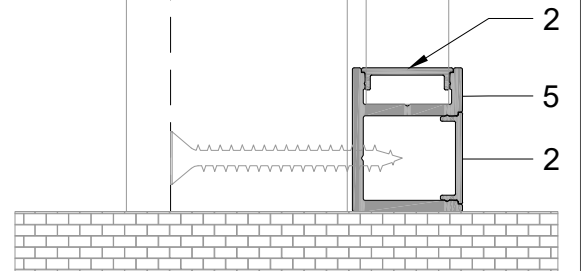
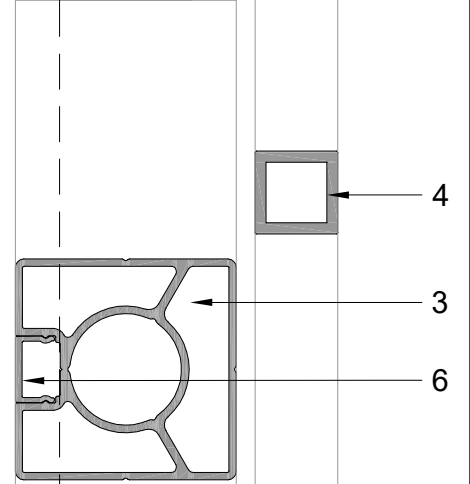
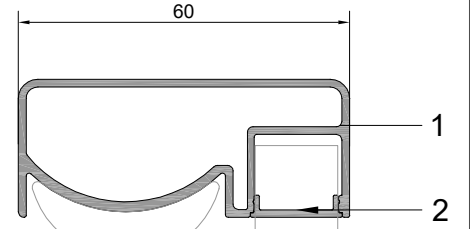
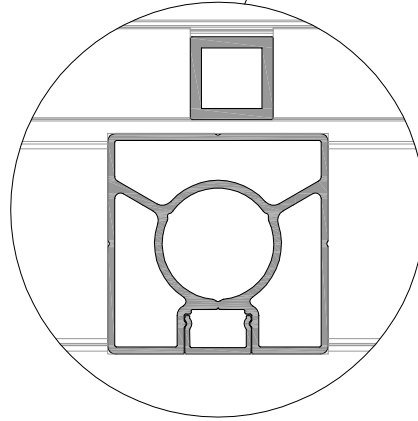
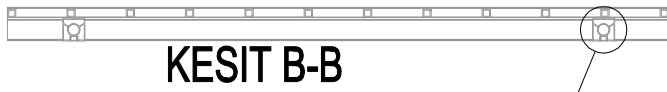
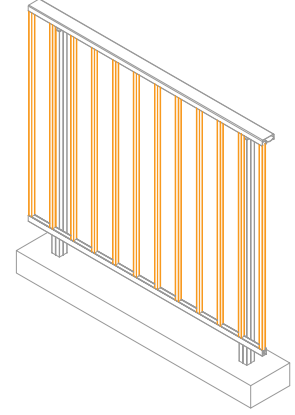
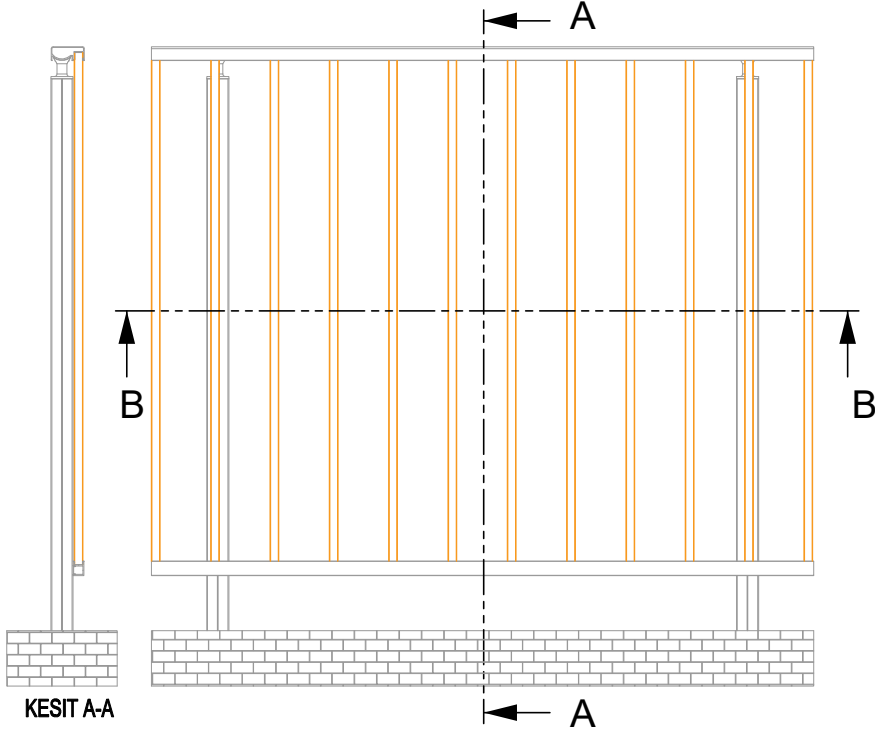
Pr. No : KS-456  
Ağırlık : 468 gr/m

$I_x$  : xxx cm<sup>4</sup>  
 $I_y$  : xxx cm<sup>4</sup>



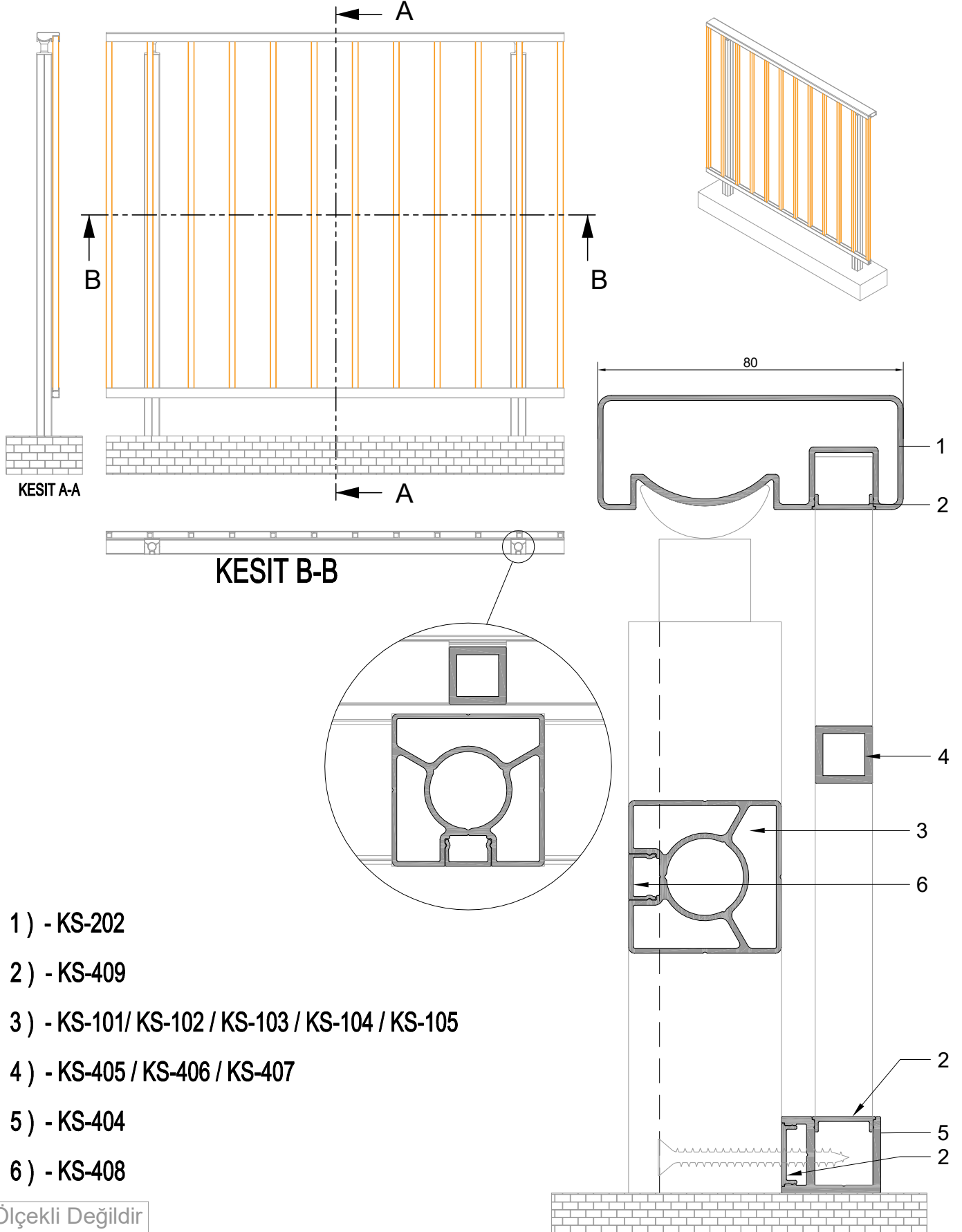
Pr. No : KS-457  
Ağırlık : 153 gr/m

$I_x$  : xxx cm<sup>4</sup>  
 $I_y$  : xxx cm<sup>4</sup>



- 1) - KS-201
- 2) - KS-409
- 3) - KS-101/ KS-102 / KS-103 / KS-104 / KS-105
- 4) - KS-405 / KS-406 / KS-407
- 5) - KS-404
- 6) - KS-408

Ölçekli Değildir  
Not to Scale



1) - KS-202

2) - KS-409

3) - KS-101 / KS-102 / KS-103 / KS-104 / KS-105

4) - KS-405 / KS-406 / KS-407

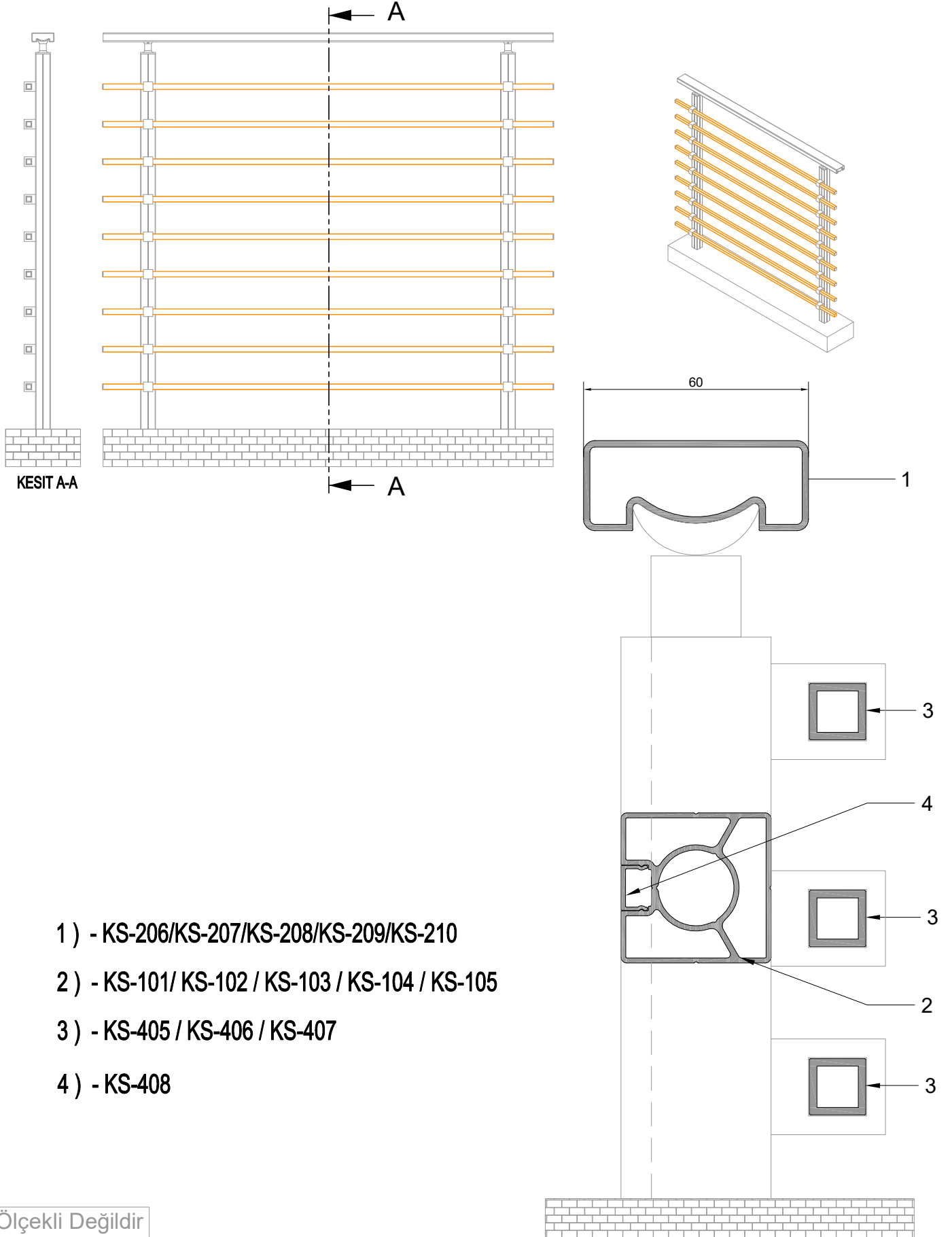
5) - KS-404

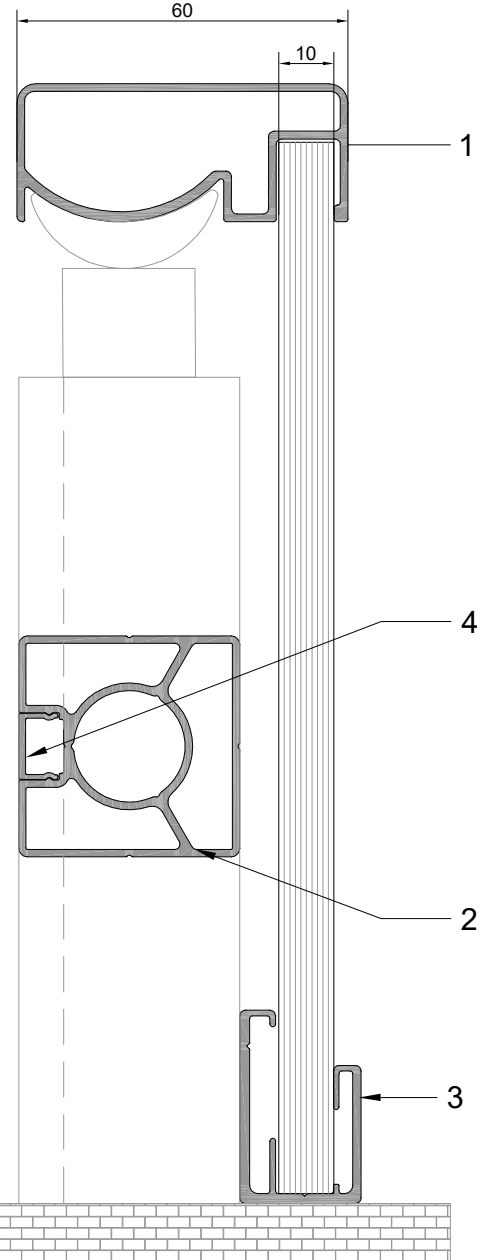
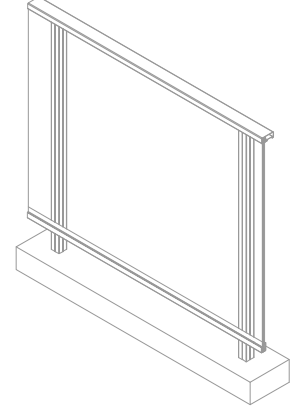
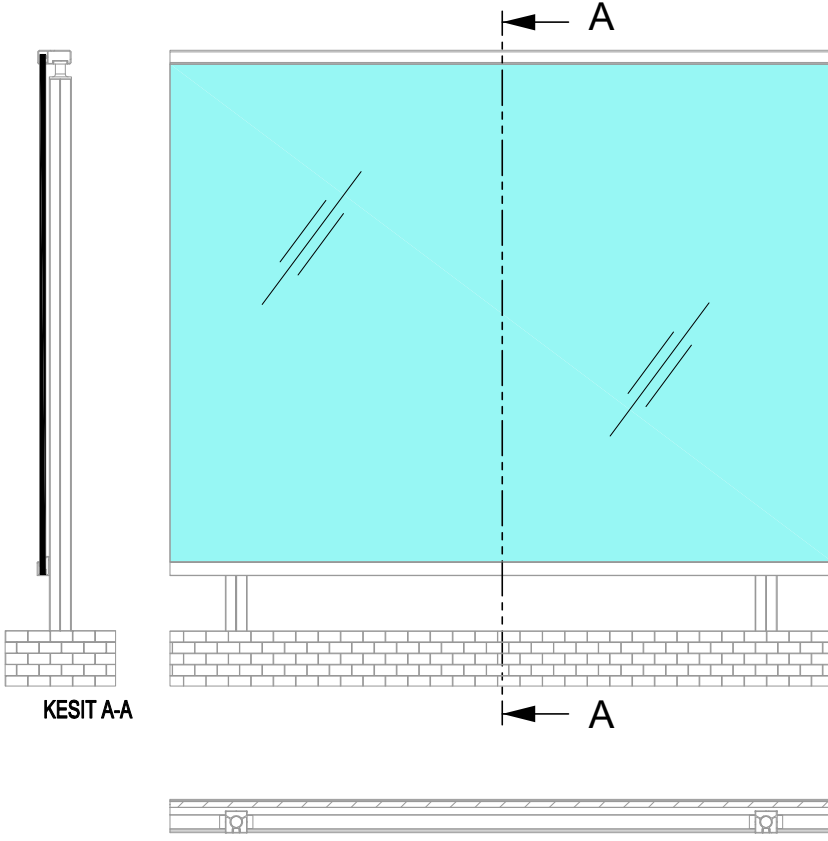
6) - KS-408

Ölçekli Değildir  
Not to Scale

KS  
Korkuluk Sistemleri

UYGULAMA DETAYI



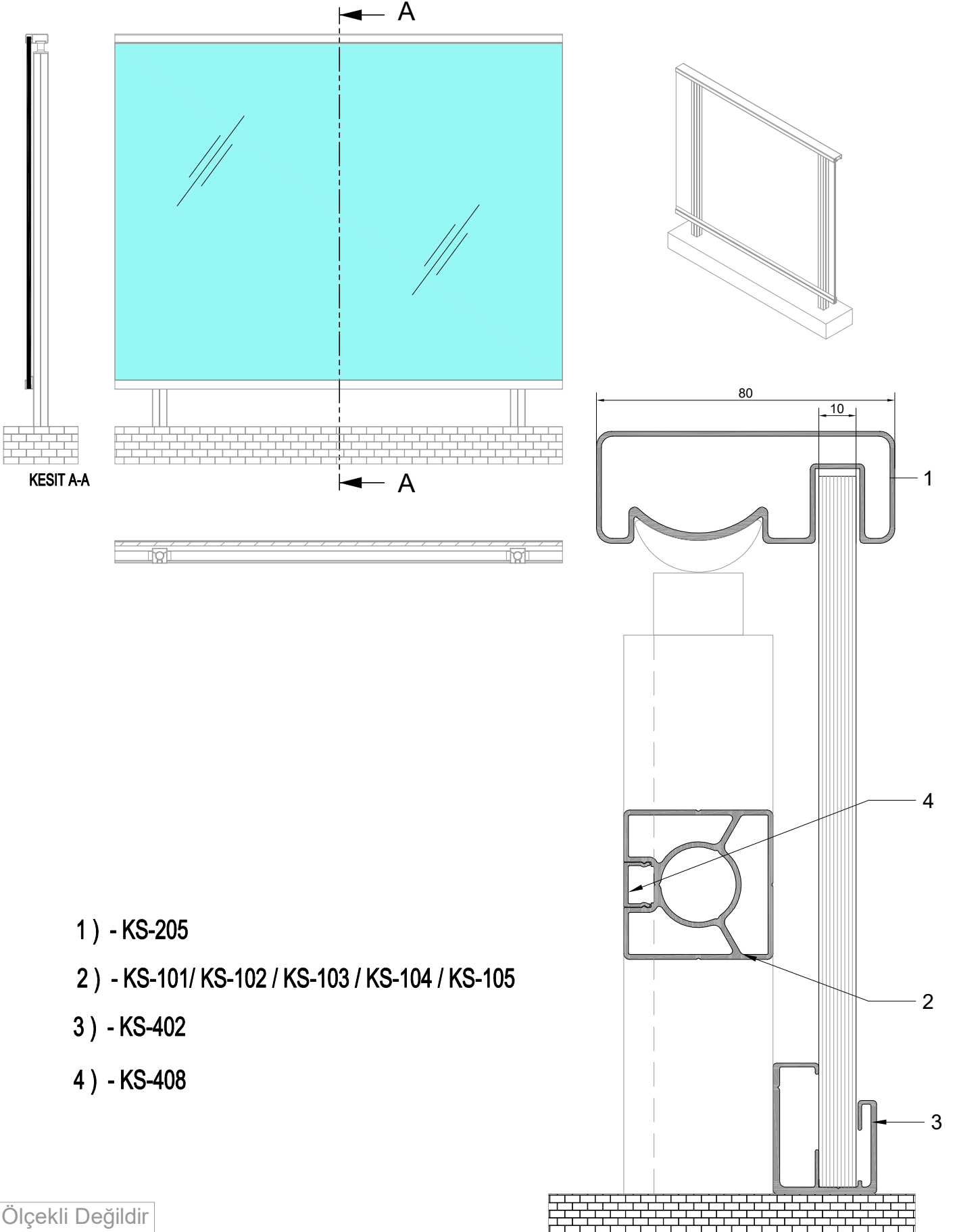


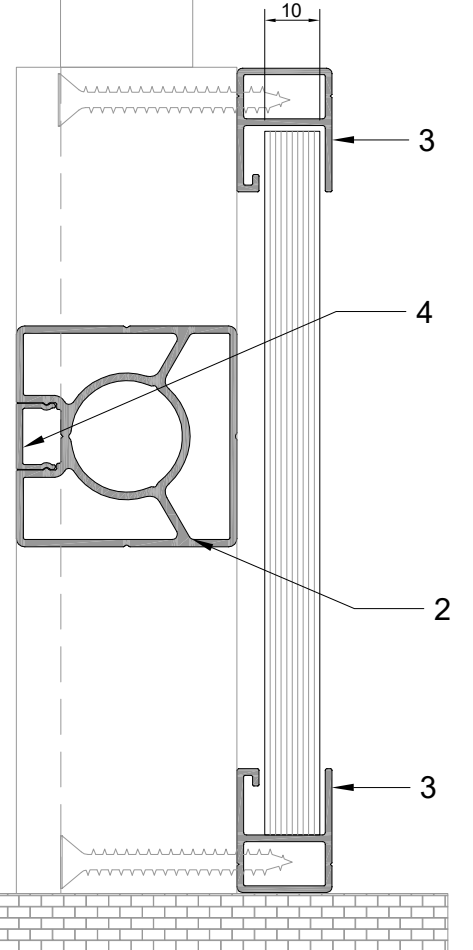
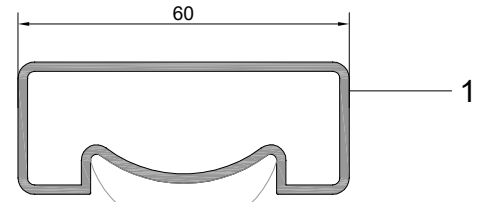
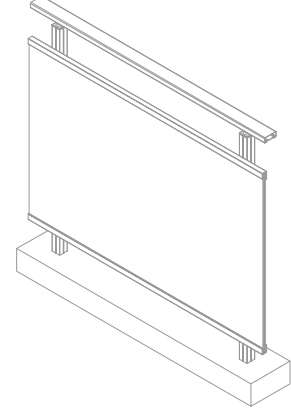
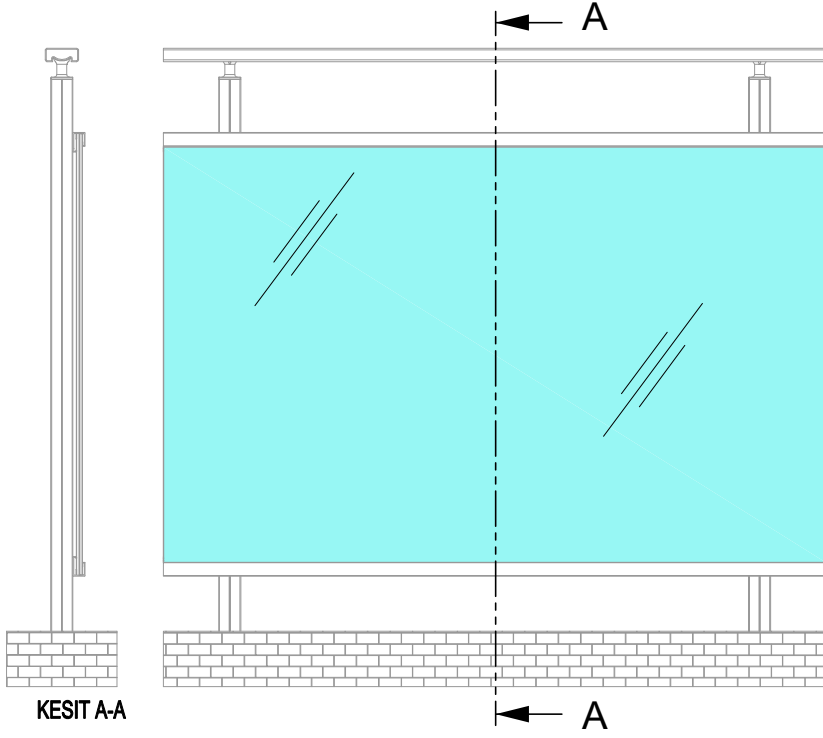
1) - KS-203 / KS-204

2) - KS-101/ KS-102 / KS-103 / KS-104 / KS-105

3) - KS-401

4) - KS-408





1) - KS-206 / KS-208 / KS-209

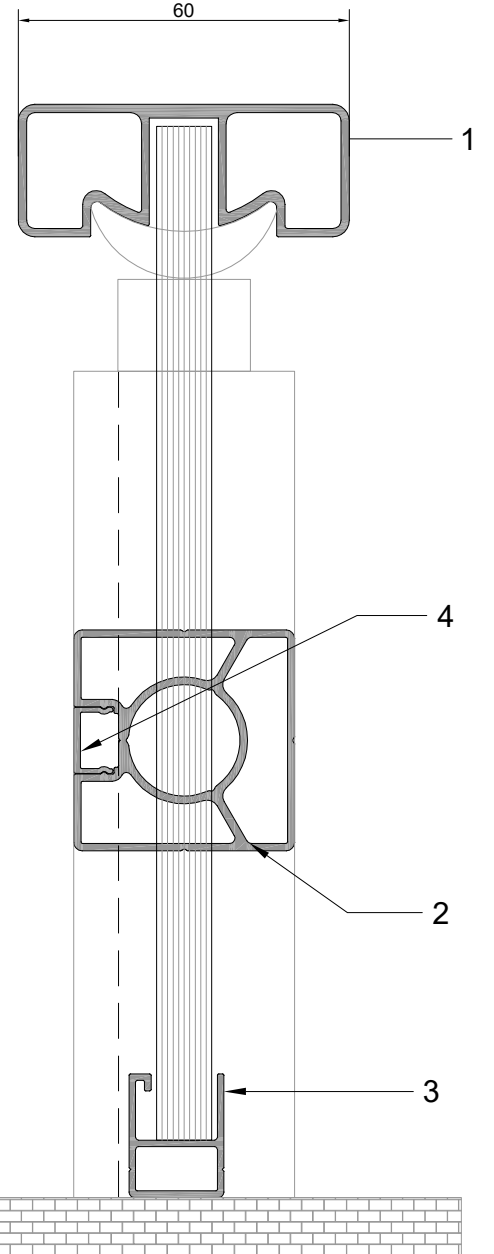
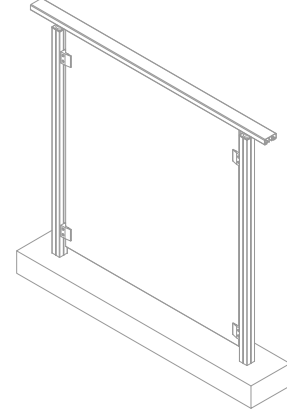
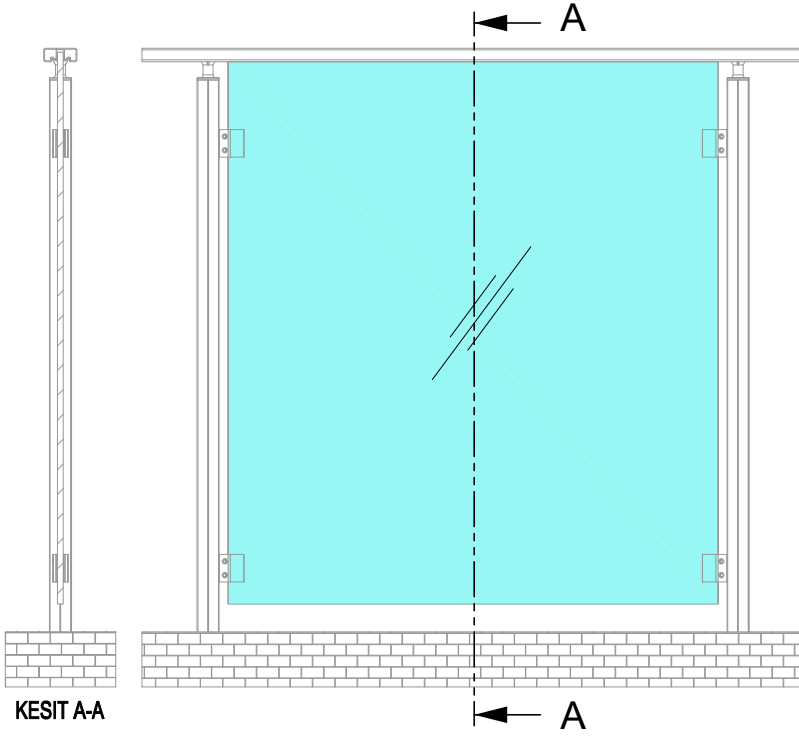
2) - KS-101/ KS-102 / KS-103 / KS-104 / KS-105

3) - KS-403

4) - KS-408

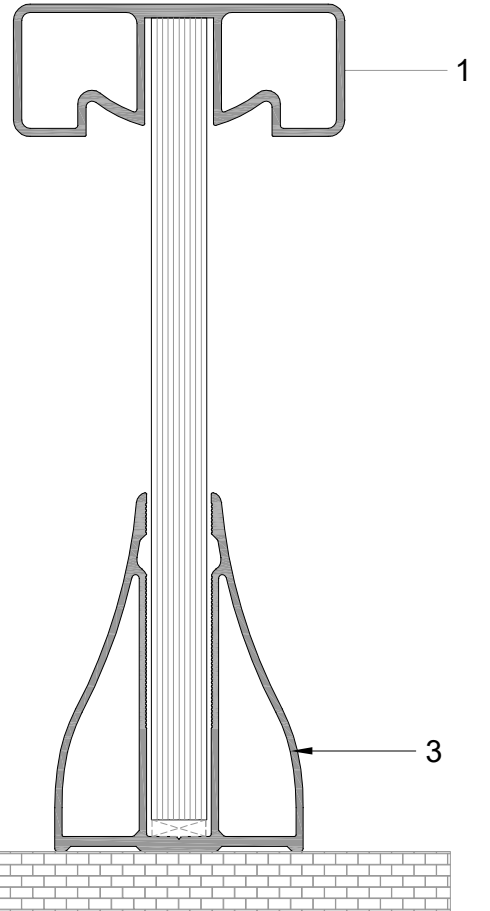
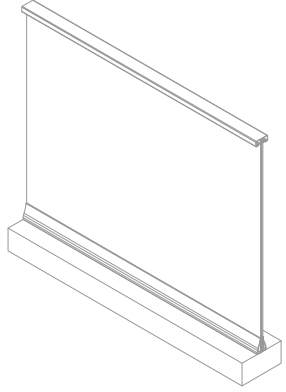
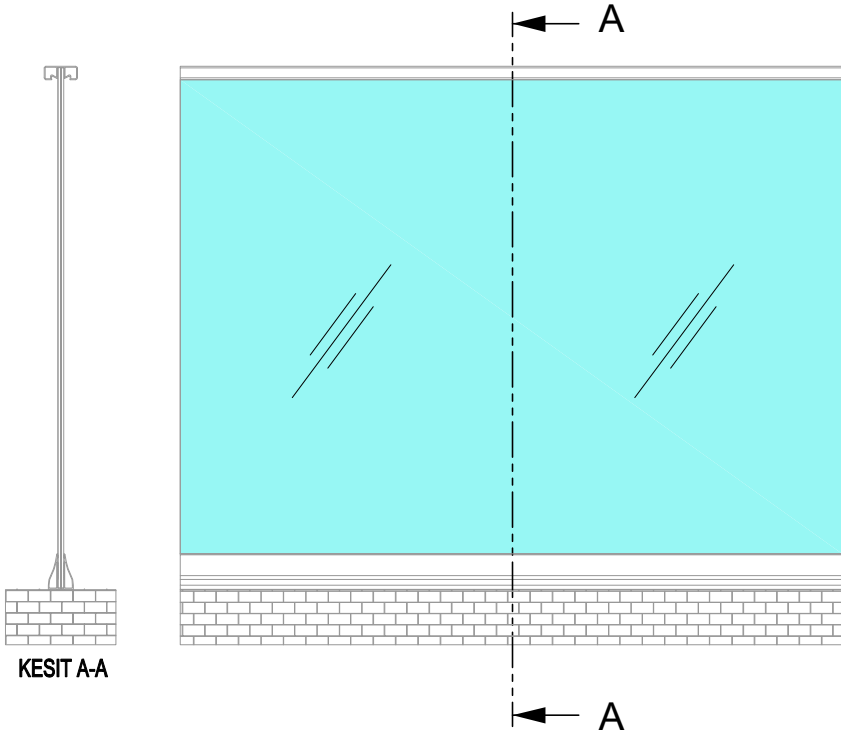
**KS**  
Korkuluk Sistemleri

UYGULAMA DETAYI



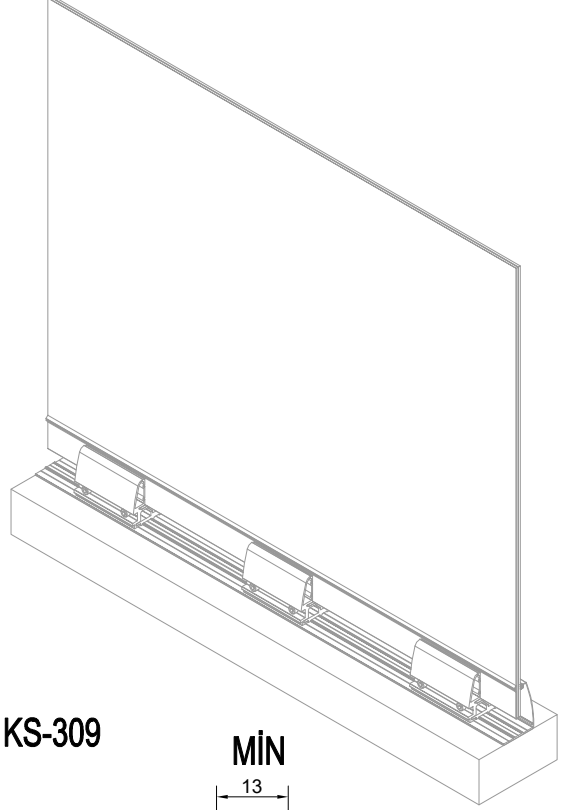
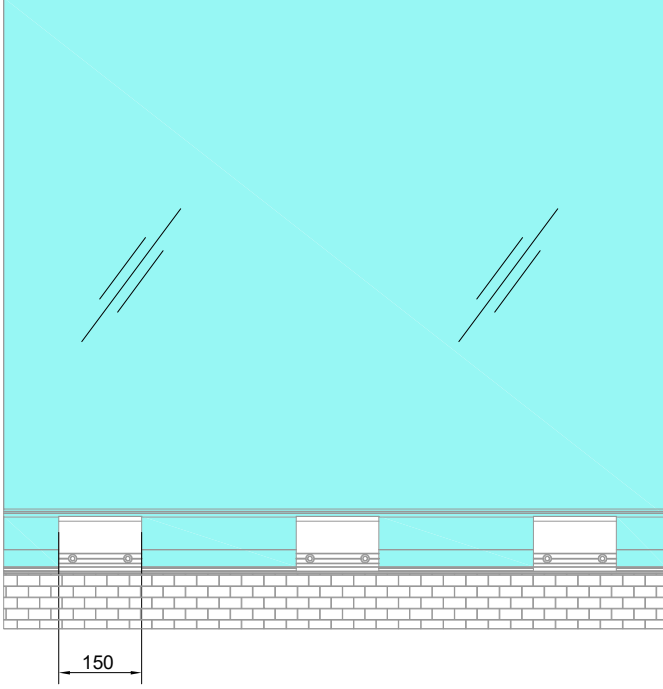
- 1) - KS-207 / KS-210
- 2) - KS-101/ KS-102 / KS-103 / KS-104 / KS-105
- 3) - KS-403
- 4) - KS-408

Ölçekli Değildir  
Not to Scale



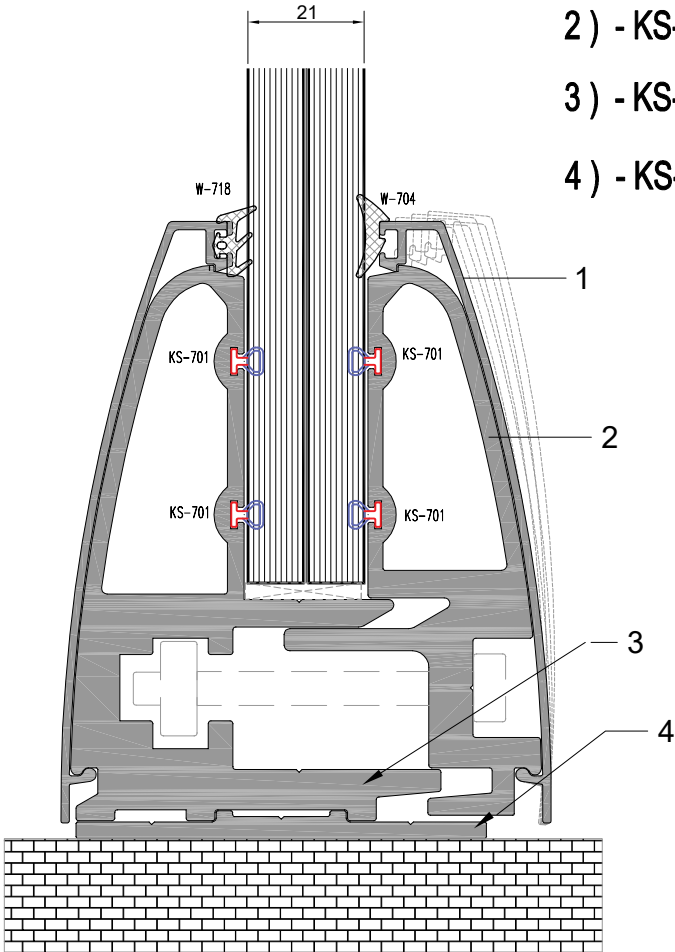
1) - KS-207 / KS-210

2) - KS-301 / KS-302 / KS-303 / KS-304



MAX

21



1) - KS-308 / KS-309

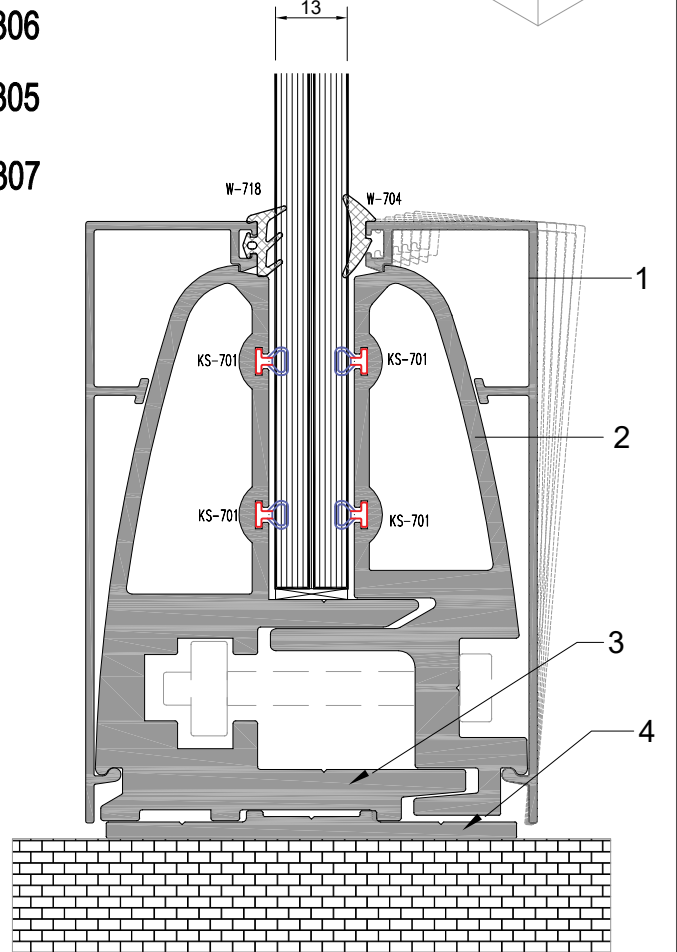
2) - KS-306

3) - KS-305

4) - KS-307

MIN

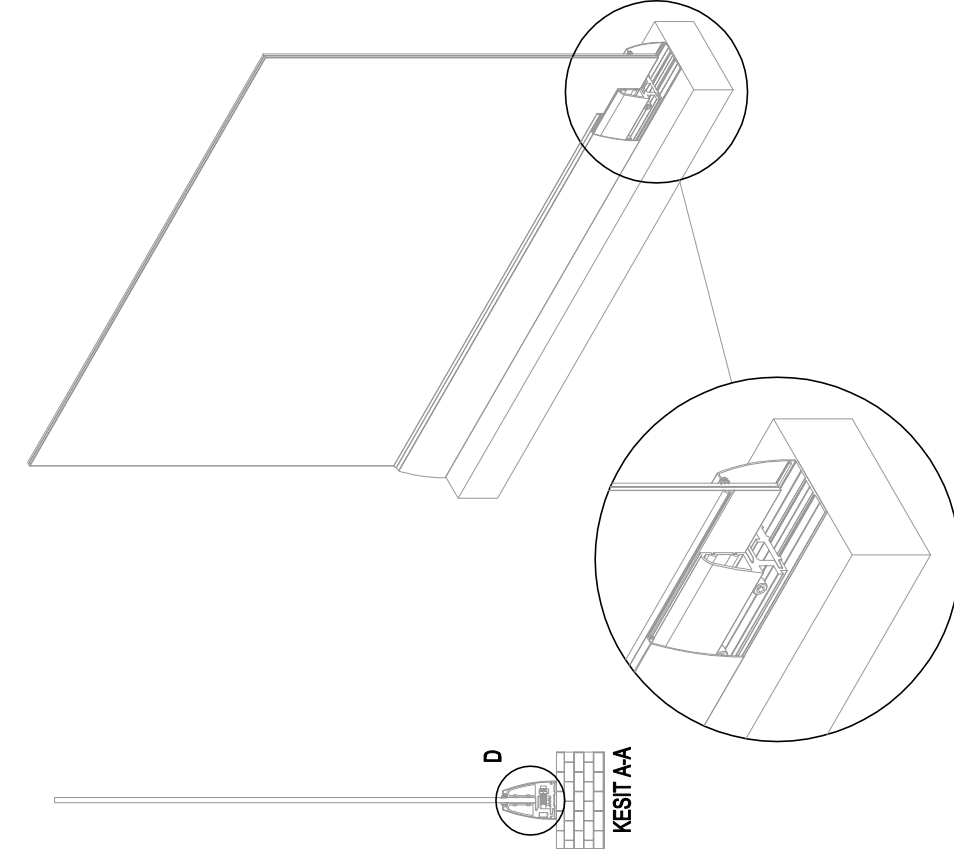
13



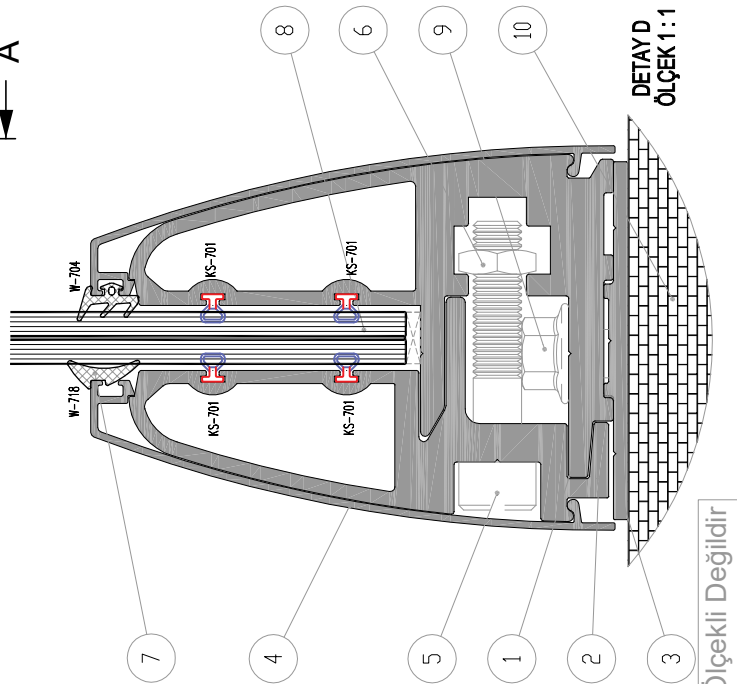
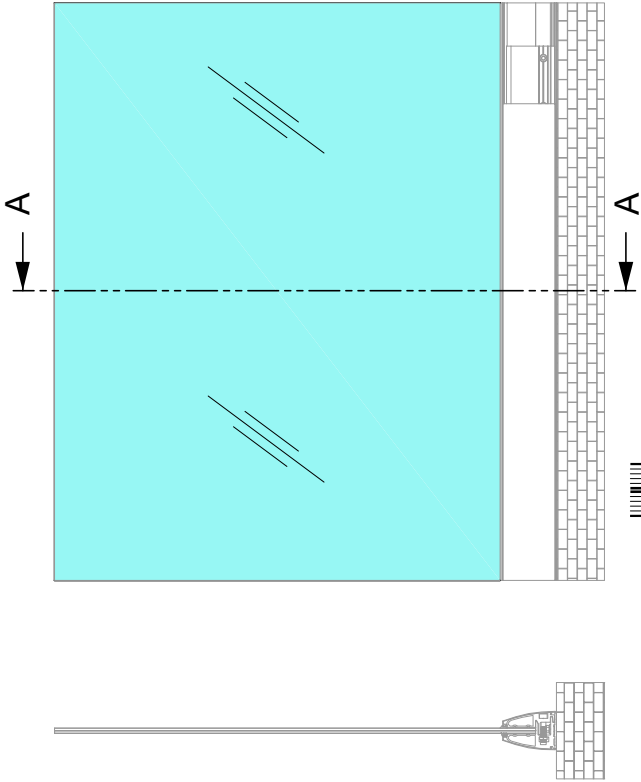
Ölçekli Değildir  
Not to Scale

# KS Korkuluk Sistemleri

UYGULAMA DETAYI



ÖGE NO.	PARÇA NUMARASI	MIKT.
1	KS-305	3
2	KS-306	3
3	KS-307	1
4	KS-308	2
5	B18.3.1M - 10 x 1.5 x 50 Hex SHCS - 32SHX	6
6	B18.2.4.5M - Hex jam nut, M10 x 1.5, with 16mm WAF -D-S	6
7	BAZA EPDM FİTİL	1
8	10 MM LAMINE CAM-H 1000 L1200	1
9	B18.2.3.4M - Hex flange screw, M10 x 1.5 x 40 -26S	6
10	DUVAR	1



Ölçekli Değildir  
Not to Scale

