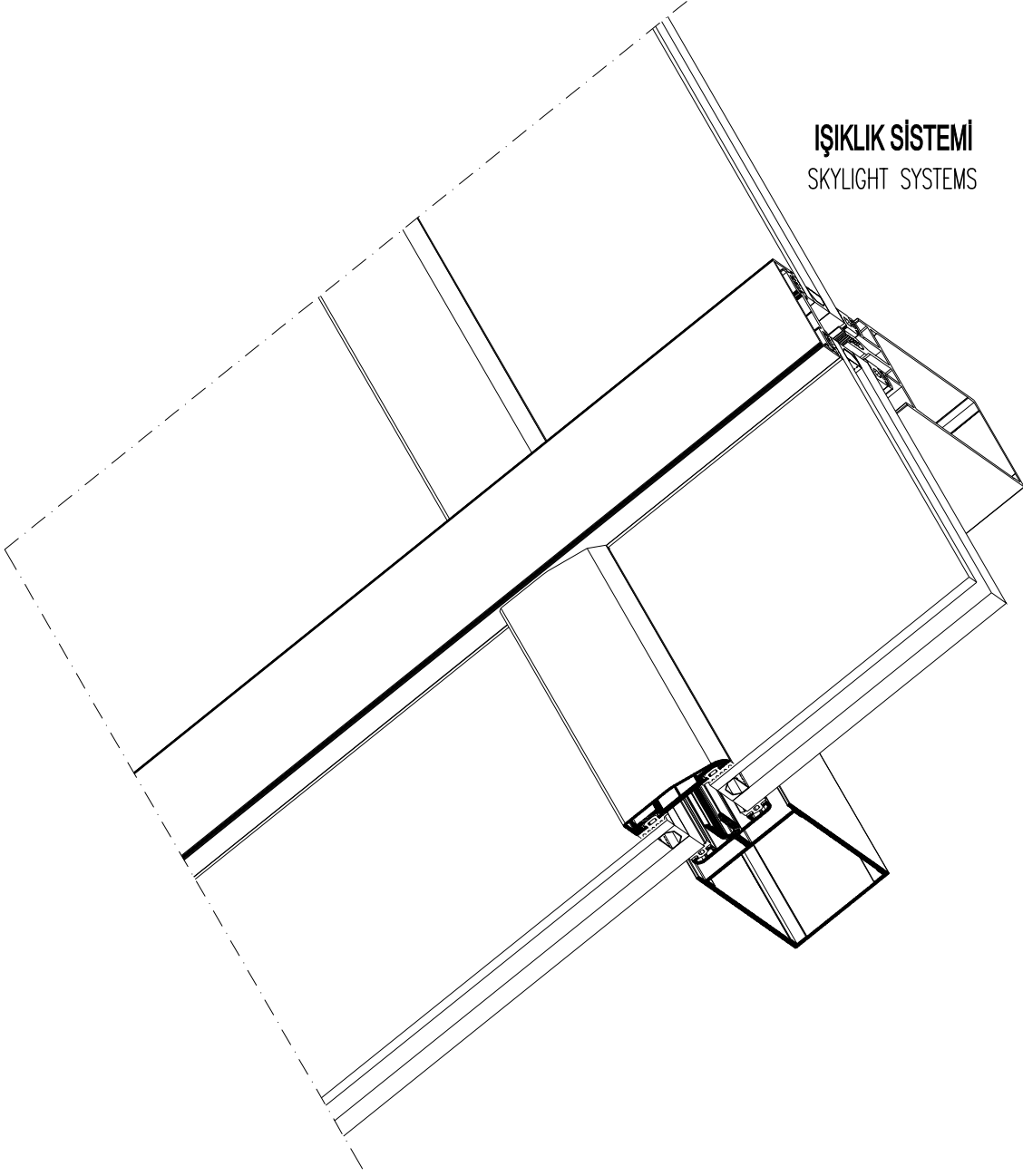


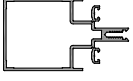
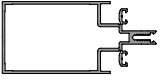
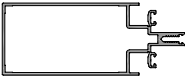




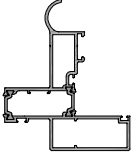
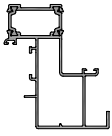

İŞIKLIK SİSTEMİ
SKYLIGHT SYSTEMS



SKY50
İŞIKLIK SİSTEMİ
SKYLIGHT SYSTEMS

SKY50
İŞIKLIK SİSTEMİ
SKYLIGHT SYSTEMS

ÜRÜN TEKNİK ÖZELLİKLERİ
PRODUCT'S TECHNICAL FEATURES













No. Nr.	PROFİL KESİTİ PROFILE VIEW	PROFİL NO PROFILE NO	PROFİL AÇIKLAMASI PROFILE DESCRIPTION	BAĞLANTI PARÇALARI CORNER CLEATS	gr/m	STATİK STATIC			
						Ix cm ⁴	Iy cm ⁴	Wx cm ³	Wy cm ³
1		SK50-101 (86.7 - 50) (1.7 mm)	TAŞIYICI PROFİL MULLION PROFILE		1579	40.15	16.21	9.05	6.48
2		SK50-102 (106.7 - 50) (1.7 mm)	TAŞIYICI PROFİL MULLION PROFILE		1764	72.25	20.18	13.32	8.07
3		SK50-103 (126.7 - 50) (1.7 mm)	TAŞIYICI PROFİL MULLION PROFILE		1948	116.95	24.14	17.77	9.66
4		SK50-104 (186.7 - 50) (2 mm)	TAŞIYICI PROFİL MULLION PROFILE		2871	406.27	41.28	42.89	16.51
5		SK50-110 (31.7 - 50) (1.7 mm)	TAŞIYICI PROFİL TRANSOM PROFILE		839	2.34	4.31	1.15	1.73
6		SK50-111 (65.7 - 50) (1.7 mm)	TAŞIYICI PROFİL TRANSOM PROFILE	SK50-301-a (315 mm)	1342	19.74	12.96	5.76	5.18
7		SK50-112 (105.7 - 50) (1.7 mm)	TAŞIYICI PROFİL TRANSOM PROFILE	SK50-301-b (715 mm)	1711	74.76	20.89	13.60	8.35
8		SK78-201 (87 - 82.5) (2 mm)	KANAT KASA PR. OUTER FRAME PROFILE	W-611-d (25,3 mm) W-611-k (19,6 mm)	PVC 2317 POLYAMID 2304				
9		SK78-202 (73 - 86,3) (1,6 mm)	KANAT PROFİLİ FRAME PROFILE	W-611-l (60,40 mm)	PVC 1765 POLYAMID 1752				
10		SK78-203 (83 - 13,2) (1,8 mm)	KAPAK PROFİLİ COVER PROFILE		725				

Profil değerleri teoriktir. Ağırlık olarak testimde yapılan tartım geçerlidir.
Profil imalatları TS EN 12020-2 ve TS EN 755-9 toleransları,
Moment değerleri EN 14024'e göre hesaplanmıştır.

Profile values are theoretical pre-shipment weight will be valid.
The tolerances of Profile manufacturing are calculated according to EN 12020-2
and TS EN 755-9; moment values are calculated according to EN 14024.

SKY50
İŞIKLIK SİSTEMİ
SKYLIGHT SYSTEMS

ÜRÜN TEKNİK ÖZELLİKLERİ
PRODUCT'S TECHNICAL FEATURES

No. Nr.	PROFİL KESİTİ PROFILE VIEW	PROFİL NO PROFILE NO	PROFİL AÇIKLAMASI PROFILE DESCRIPTION	BAĞLANTI PARÇALARI CORNER CLEATS	gr/m	STATİK STATIC			
						I_x cm ⁴	I_y cm ⁴	W_x cm ³	W_y cm ³
11		SK78-303 (50 - 12) (13 mm)	KAPAK PROFİLİ COVER PROFILE	SK78-304	233				
12		SK78-304 (46.5 - 9) (2 mm)	BASKI PROFİLİ PRESSURE PROFILE		383				
13		KC0301 (46.9 - 9) (2 mm)	BASKI PROFİLİ PRESSURE PROFILE		496				
14		KC0307 (95.8 - 29.2)	45° - BASKI PROFİLİ 45°-PRESSURE PROFILE	KC0318	786				
15		KC0310 (192 mm60) (15 mm)	KAPAK PROFİLİ COVER PROFILE	KC0301	308				
16		KC0318 (123.5 - 37.6) (15 mm)	45° - KAPAK PROFİLİ 45°-COVER PROFILE	KC0307	912				
17	  İşaretili profil için satış ekibinden bilgi alınız.	KC0327 (77.6 - 26) (15 mm)	15° - KAPAK PROFİLİ 15°-COVER PROFILE	KC0328	562				
18	  İşaretili profil için satış ekibinden bilgi alınız.	KC0328 (66.3 - 17.7) (15 mm)	15° - BASKI PROFİLİ 15°-PRESSURE PROFILE	KC0327	524				
19		KC0329 (99.5 - 33.2) (15 mm)	30° - KAPAK PROFİLİ 30°-COVER PROFILE	KC0330	674				
20		KC0330 (79.3 - 24.7) (15 mm)	30° - BASKI PROFİLİ 30°-PRESSURE PROFILE	KC0329	614				


Profil değerleri teoriktir. Ağırlık olarak testimde yapılan tartım geçerlidir.
Profil imatları TS EN 12020-2 ve TS EN 755-9 toleransı,
Moment değerleri EN 14024'e göre hesaplanmıştır.

Profile values are theoretical pre-shipment weight will be valid.
The tolerances of Profile manufacturing are calculated according to EN 12020-2
and TS EN 755-9; moment values are calculated according to EN 14024.

SKY50
İŞIKLIK SİSTEMİ
SKYLIGHT SYSTEMS

ÜRÜN TEKNİK ÖZELLİKLERİ
PRODUCT'S TECHNICAL FEATURES

No. Nr.	PROFİL KESİTİ PROFILE VIEW	PROFİL NO PROFILE NO	PROFİL AÇIKLAMASI PROFILE DESCRIPTION	BAĞLANTI PARÇALARI CORNER CLEATS	gr/m	STATİK STATIC			
						Ix cm ⁴	Iy cm ⁴	Wx cm ³	Wy cm ³
21		KS-409 (16,6 - 4) (13 mm)	KÜPEŞTE KAPAK PROFİLİ HANDRAIL, BANISTER COVER PROFILE		70				
22		KC0331 (20 - 11) (12 mm)	TEK CAM ADAPTÖRÜ PR. SINGLE GLAZING ADAPTER PROFILE		209				
23		KC0332 (22 - 11) (12 mm)	TEK CAM ADAPTÖRÜ PR. SINGLE GLAZING ADAPTER PROFILE		222				
24		KC0333 (16 - 11) (12 mm)	TEK CAM ADAPTÖRÜ PR. SINGLE GLAZING ADAPTER PROFILE		183				
25		KC0334 (18 - 11) (12 mm)	TEK CAM ADAPTÖRÜ PR. SINGLE GLAZING ADAPTER PROFILE		196				
26		KC0340 (10,7 - 8,3) (12 mm)	15° - ADAPTÖR PROFİLİ 15°-ADAPTER PROFILE		98				
27		KC0341 (10,7 - 10,3) (12 mm)	30° - ADAPTÖR PROFİLİ 30°-ADAPTER PROFILE		105				
28		KC0342 (10,7 - 11,9) (12 mm)	45° - ADAPTÖR PROFİLİ 45°-ADAPTER PROFILE		112				
29		KC0343 (10,7 - 13,6) (12 mm)	60° - ADAPTÖR PROFİLİ 60°-ADAPTER PROFILE		123				
30		KC0344 (140,7 - 49,7) (15 mm)	60° - KAPAK PROFİLİ 60°-COVER PROFILE	KC0345	994				







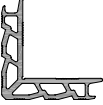


 İşaretili profil için satış ekibinden bilgi alınız.

Profil değerleri teoriktir. Ağırlık olarak testimde yapılan tartım geçerlidir.
Profil imalatları TS EN 12020-2 ve TS EN 755-9 toleransları,
Moment değerleri EN 14024'e göre hesaplanmıştır.

Profile values are theoretical pre-shipment weight will be valid.
The tolerances of Profile manufacturing are calculated according to EN 12020-2
and TS EN 755-9; moment values are calculated according to EN 14024.

SKY50
İŞIKLIK SİSTEMİ
SKYLIGHT SYSTEMS

ÜRÜN TEKNİK ÖZELLİKLERİ
PRODUCT'S TECHNICAL FEATURES

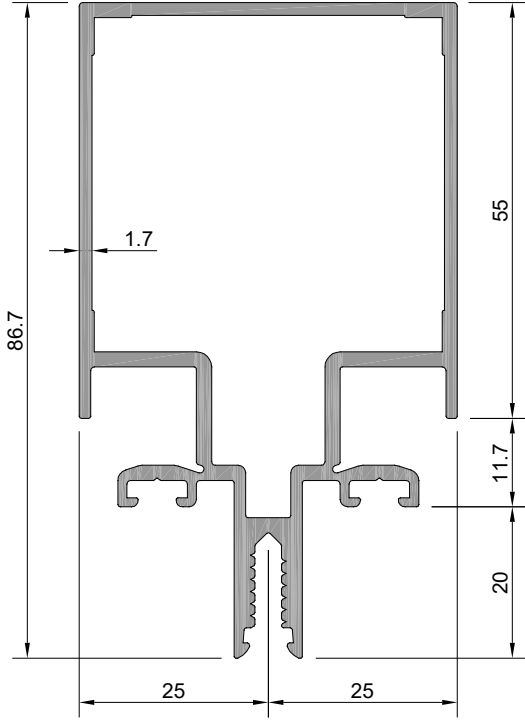
No. Nr.	PROFİL KESİTİ PROFILE VIEW	PROFİL NO PROFILE NO	PROFİL AÇIKLAMASI PROFILE DESCRIPTION	BAĞLANTI PARÇALARI CORNER CLEATS	gr/m	STATİK STATIC			
						Ix cm ⁴	Iy cm ⁴	Wx cm ³	Wy cm ³
31	 <small>İşaretili profil için satış ekibinden bilgi alınır.</small>	KC0345 (106,4 - 40,3) (15 mm)	60° - BASKI PROFİLİ 60°-PRESSURE PROFILE	KC0343	903				
32		KC0350 (6 - 11) (1 mm)	TEK CAM ADAPTÖRÜ PR. SINGLE GLAZING ADAPTER PROFILE		96				
33		KC0351 (14 - 11) (12 mm)	TEK CAM ADAPTÖRÜ PR. SINGLE GLAZING ADAPTER PROFILE		154				
34	 <small>İşaretili profil için satış ekibinden bilgi alınır.</small>	KC0352 (30 - 11) (12 mm)	TEK CAM ADAPTÖRÜ PR. SINGLE GLAZING ADAPTER PROFILE		274				
35		KC0347 (24 - 11) (12 mm)	TEK CAM ADAPTÖRÜ PR. SINGLE GLAZING ADAPTER PROFILE		235				
36	 <small>İşaretili profil için satış ekibinden bilgi alınır.</small>	SK50-301 (22 - 44) (3 mm)	TAŞIYICI BAĞ. PR. T-CONNECTOR FOR TRANSOM PROFILE		731				
37		W-611 (70 - 70)	KÖŞE BİRLEŞTİRME CORNER CLEATS		2520				
38		EC0201 (19,3 - 17) (12 mm)	ÇİFT CAM İÇİ PANEL PR. PANEL PROFILE FOR DOUBLE GLASS		220				
39		EC0301 (22,1 - 10,7) (12 mm)	BAĞLANTI PROFİLİ CONNECTION PROFILE		223				
40									

Profil değerleri teoriktir. Ağırlık olarak testimde yapılan tartım geçerlidir.
Profil imalatları TS EN 12020-2 ve TS EN 755-9 toleransı,
Moment değerleri EN 14024'e göre hesaplanmıştır.

Profile values are theoretical pre-shipment weight will be valid.
The tolerances of Profile manufacturing are calculated according to EN 12020-2
and TS EN 755-9; moment values are calculated according to EN 14024.

SKY50
İŞIKLIK SİSTEMİ
SKYLIGHT SYSTEMS

ÜRÜN TEKNİK ÖZELLİKLERİ
PRODUCT'S TECHNICAL FEATURES



Profil No: SK50-101

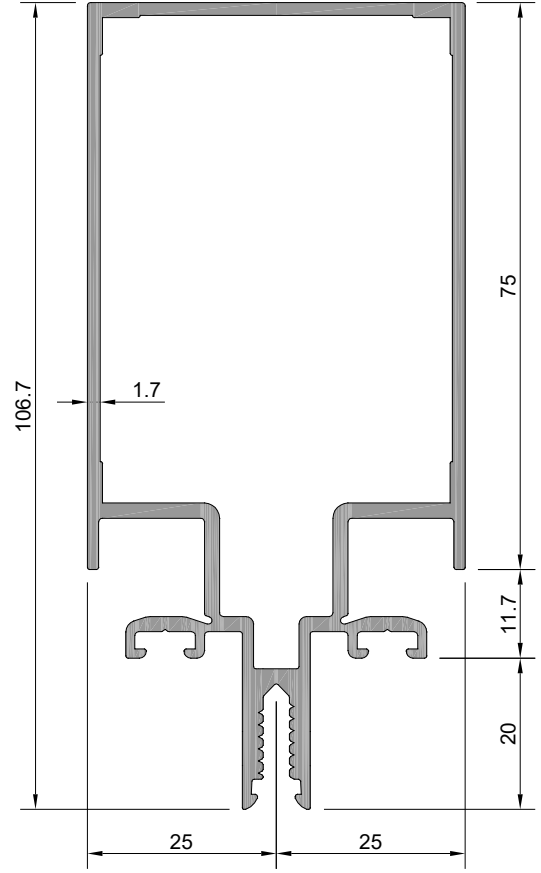
Ağırlık : 1579 gr/m

I_x : 40,15 cm⁴

I_y : 16,21 cm⁴

W_x : 9,05 cm³

W_y : 6,48 cm³



Profil No: SK50-102

Ağırlık : 1764 gr/m

I_x : 72,25 cm⁴

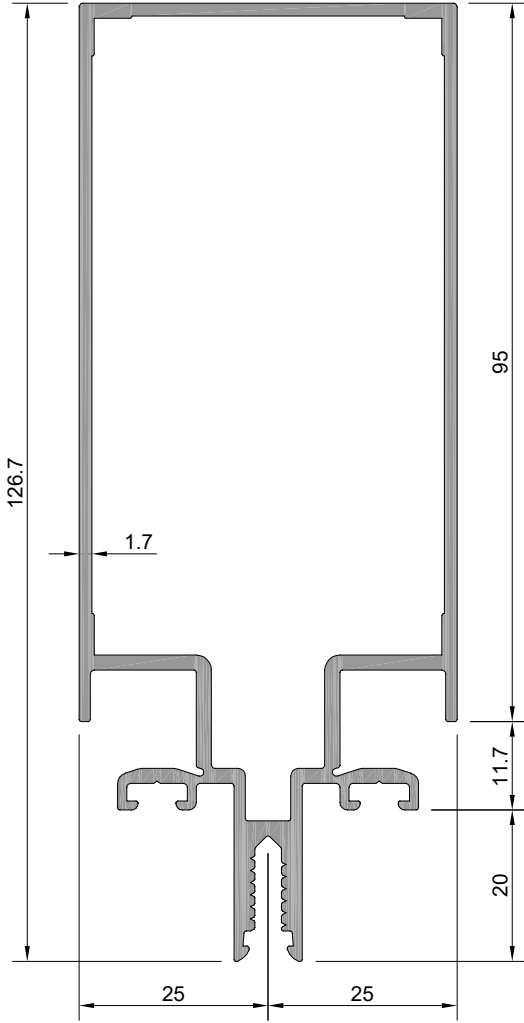
I_y : 20,18 cm⁴

W_x : 13,32 cm³

W_y : 6,48 cm³

SKY50 IŞIKLIK SİSTEMİ

ÜRÜN TEKNİK ÖZELLİKLERİ
PRODUCT'S TECHNICAL FEATURES



Profil No: SK50-103

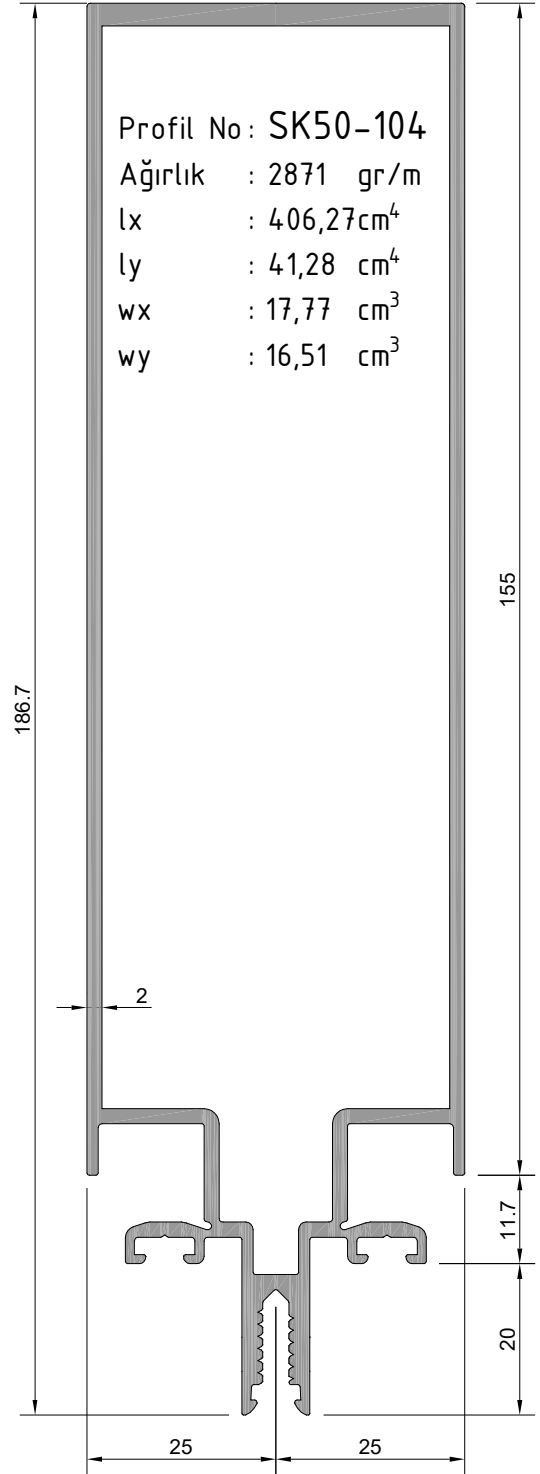
Ağırlık : 1948 gr/m

I_x : 116,95 cm⁴

I_y : 24,14 cm⁴

W_x : 17,77 cm³

W_y : 9,66 cm³



Profil No: SK50-104

Ağırlık : 2871 gr/m

I_x : 406,27cm⁴

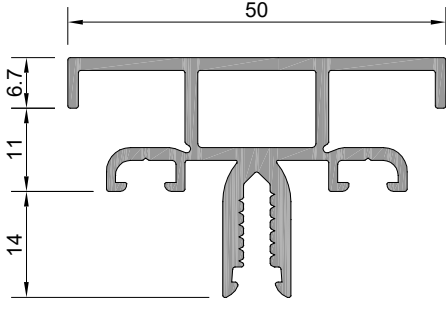
I_y : 41,28 cm⁴

W_x : 17,77 cm³

W_y : 16,51 cm³

SKY50
İŞIKLIK SİSTEMİ
SKYLIGHT SYSTEMS

ÜRÜN TEKNİK ÖZELLİKLERİ
PRODUCT'S TECHNICAL FEATURES



Profil No : SK50-110

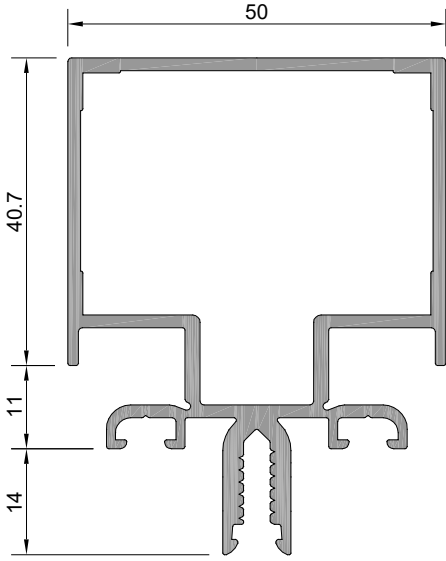
Ağırlık : 839 gr/m

I_x : 2,34 cm⁴

I_y : 4,31 cm⁴

w_x : 1,15 cm³

w_y : 1,73 cm³



Profil No : SK50-111

Ağırlık : 1342 gr/m

I_x : 19,74 cm⁴

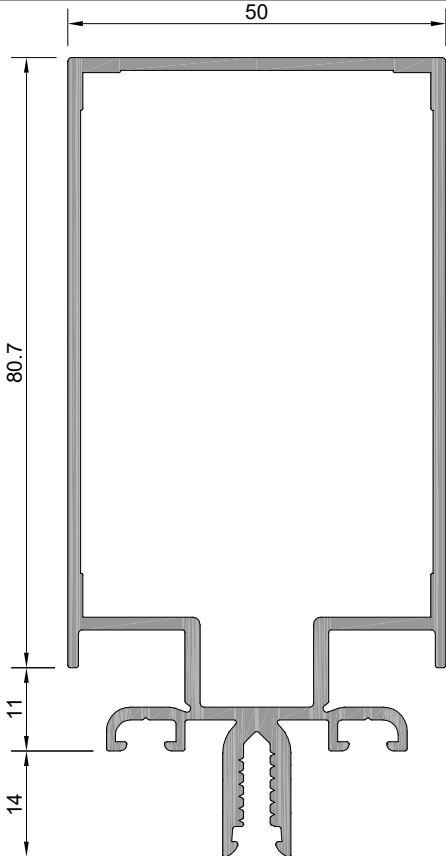
I_y : 12,96 cm⁴

w_x : 5,76 cm³

w_y : 5,18 cm³



SK50-301-a



Profil No : SK50-112

Ağırlık : 1711 gr/m

I_x : 74,76 cm⁴

I_y : 20,89 cm⁴

w_x : 13,60 cm³

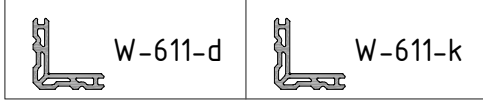
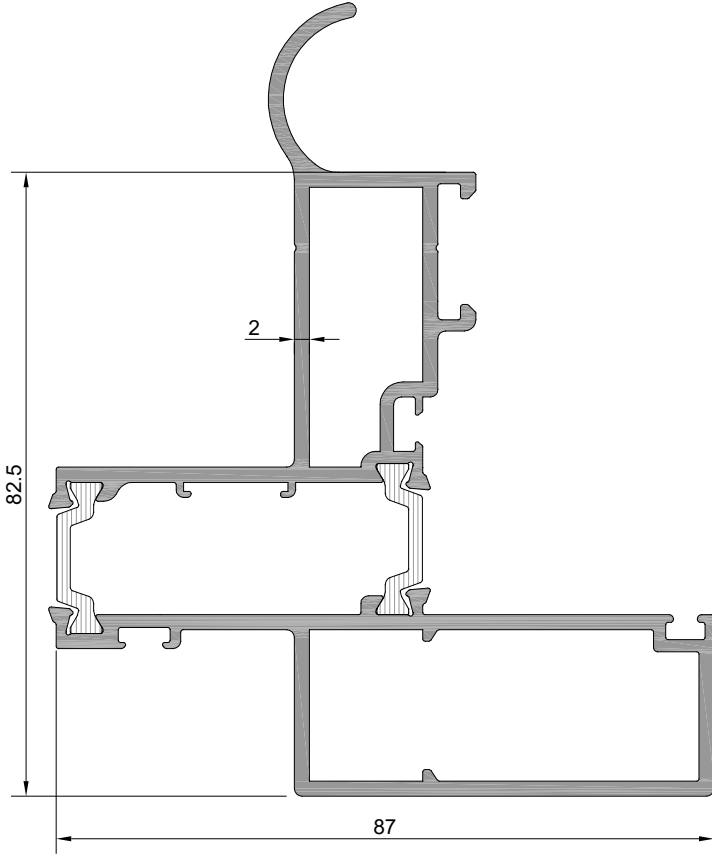
w_y : 8,35 cm³



SK50-301-b

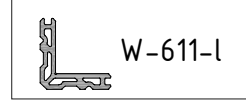
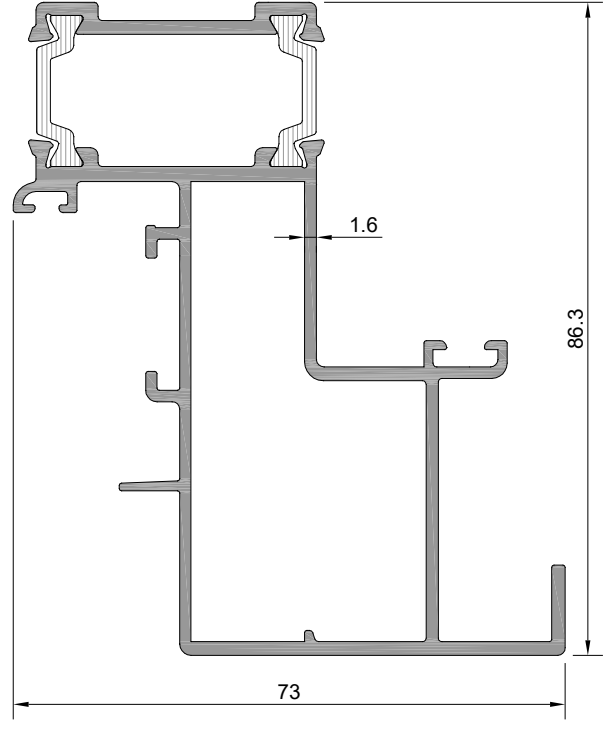
SKY50
IŞIKLIK SİSTEMİ
SKYLIGHT SYSTEMS

ÜRÜN TEKNİK ÖZELLİKLERİ
PRODUCT'S TECHNICAL FEATURES



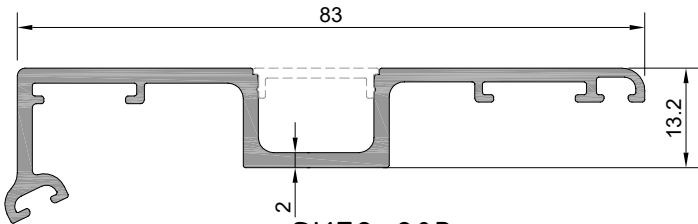
Profil No : SK78-201

Ağırlık PVC	: 2317	gr/m
Ağırlık POLY	: 2304	gr/m

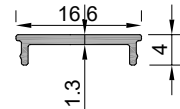


Profil No : SK78-202

Ağırlık PVC	: 1765	gr/m
Ağırlık POLY	: 1752	gr/m



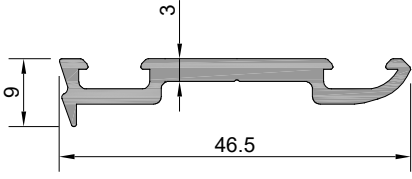
Profil No : SK78-203
Ağırlık : 725 gr/m



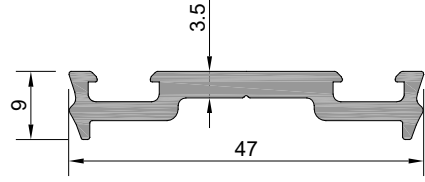
Profil No : KS-409
Ağırlık : 70 gr/m

SKY50
İŞIKLIK SİSTEMİ
SKYLIGHT SYSTEMS

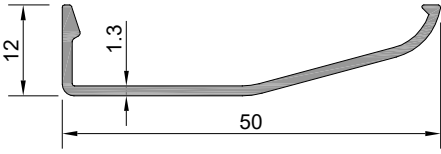
ÜRÜN TEKNİK ÖZELLİKLERİ
PRODUCT'S TECHNICAL FEATURES



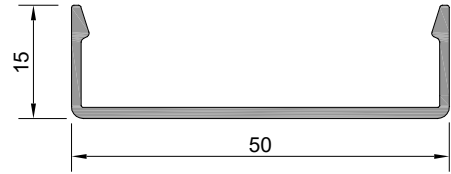
Profil No : SK78-304
Ağırlık : 383 gr/m



Profil No : KC0301
Ağırlık : 496 gr/m



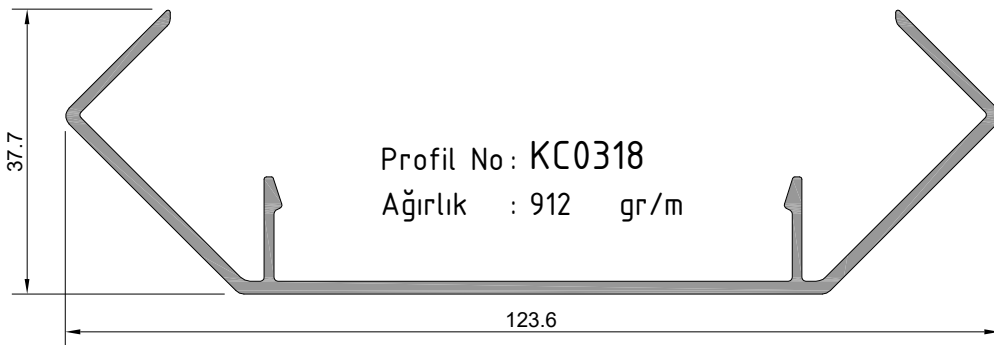
Profil No : SK78-303
Ağırlık : 233 gr/m



Profil No : KC0310
Ağırlık : 308 gr/m



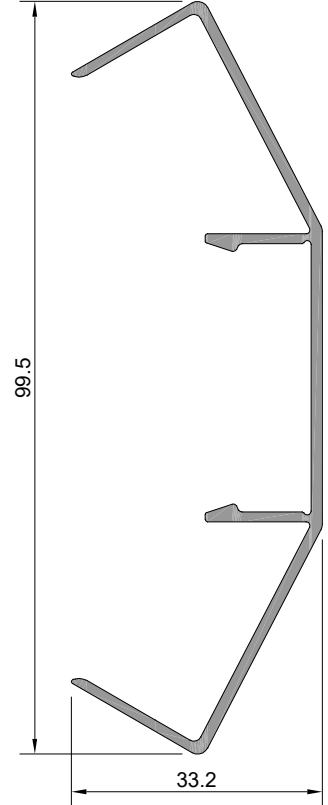
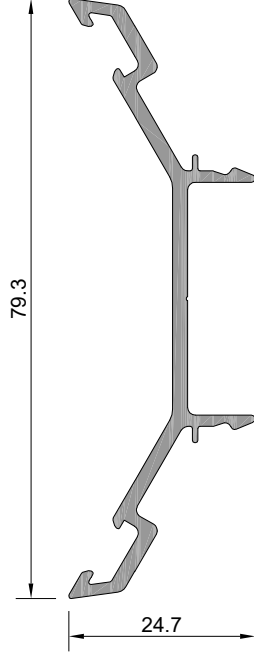
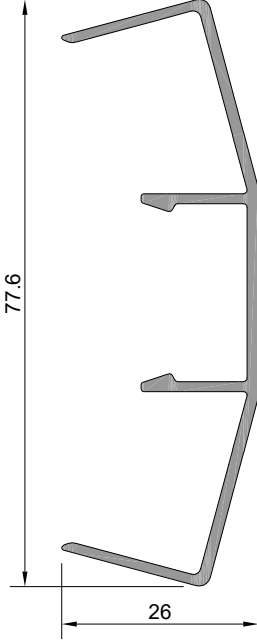
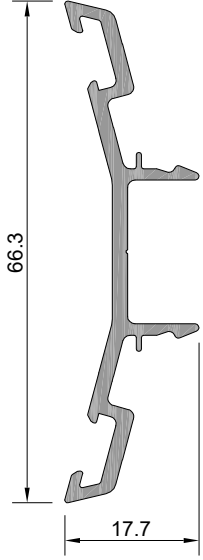
Profil No : KC0307
Ağırlık : 786 gr/m



Profil No : KC0318
Ağırlık : 912 gr/m

SKY50
İŞIKLIK SİSTEMİ
SKYLIGHT SYSTEMS

ÜRÜN TEKNİK ÖZELLİKLERİ
PRODUCT'S TECHNICAL FEATURES



Profil No : KC0328 ⚠

Ağırlık : 524 gr/m

Profil No : KC0327 ⚠

Ağırlık : 562 gr/m

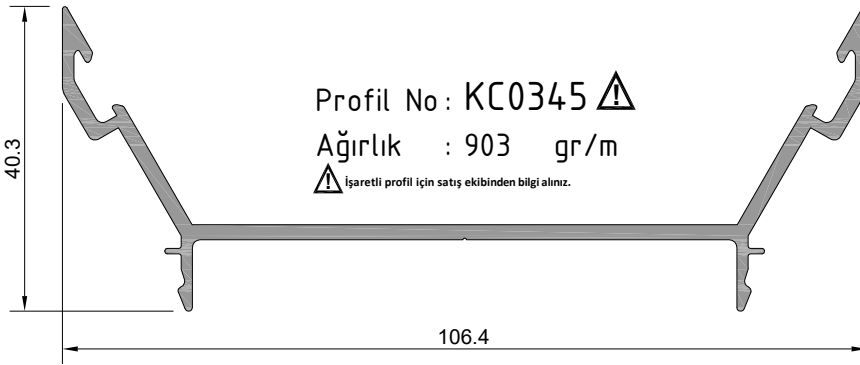
Profil No : KC0330

Ağırlık : 614 gr/m

Profil No : KC0329

Ağırlık : 674 gr/m

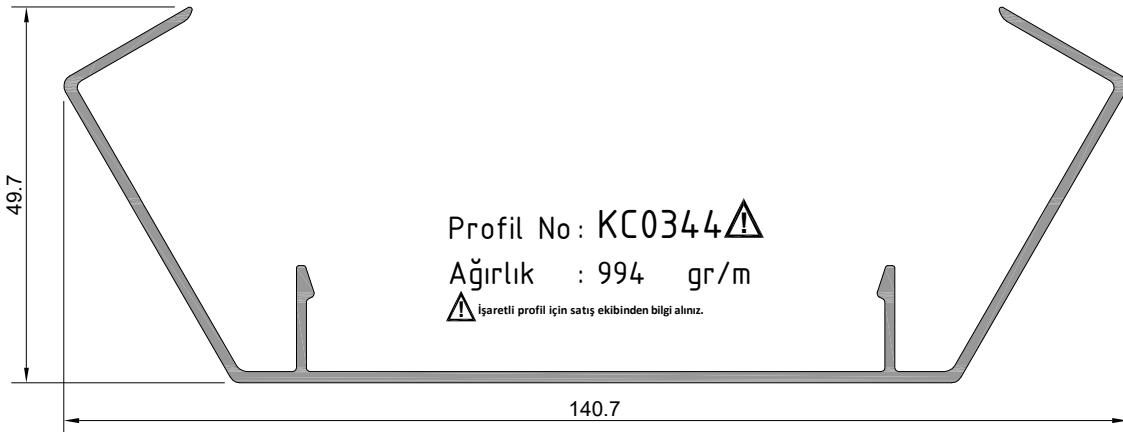
⚠ İşaretili profil için satış ekibinden bilgi alınız.



Profil No : KC0345 ⚠

Ağırlık : 903 gr/m

⚠ İşaretili profil için satış ekibinden bilgi alınız.



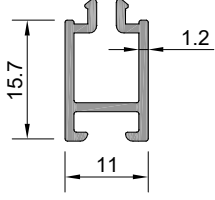
Profil No : KC0344 ⚠

Ağırlık : 994 gr/m

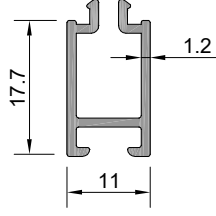
⚠ İşaretili profil için satış ekibinden bilgi alınız.

SKY50
İŞIKLIK SİSTEMİ
SKYLIGHT SYSTEMS

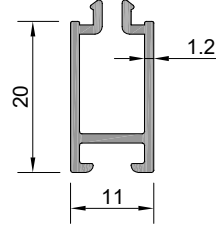
ÜRÜN TEKNİK ÖZELLİKLERİ
PRODUCT'S TECHNICAL FEATURES



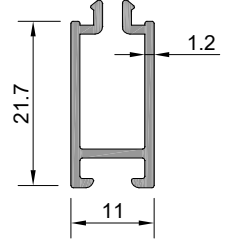
Profil No : KC0333
Ağırlık : 183 gr/m



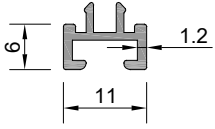
Profil No : KC0334
Ağırlık : 196 gr/m



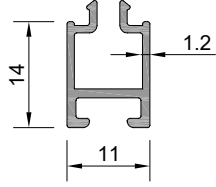
Profil No : KC0331
Ağırlık : 209 gr/m



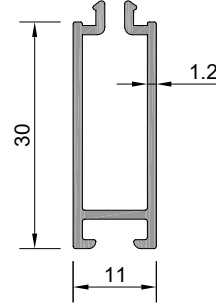
Profil No : KC0332
Ağırlık : 222 gr/m



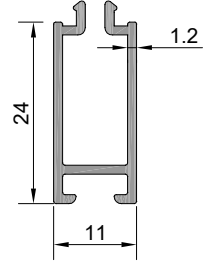
Profil No : KC0350
Ağırlık : 96 gr/m



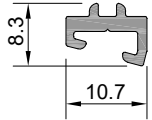
Profil No : KC0351
Ağırlık : 154 gr/m



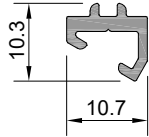
Profil No : KC0352 ⚠
Ağırlık : 274 gr/m
⚠ İşaretti profil için satış ekibinden bilgi alınız.



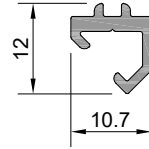
Profil No : KC0347
Ağırlık : 235 gr/m



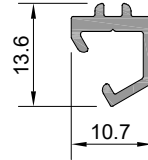
Profil No : KC0340
Ağırlık : 98 gr/m



Profil No : KC0341
Ağırlık : 105 gr/m



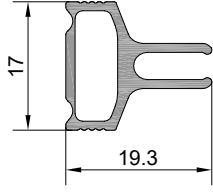
Profil No : KC0342
Ağırlık : 112 gr/m



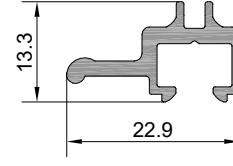
Profil No : KC0343
Ağırlık : 123 gr/m

SKY50
İŞIKLIK SİSTEMİ
SKYLIGHT SYSTEMS

ÜRÜN TEKNİK ÖZELLİKLERİ
PRODUCT'S TECHNICAL FEATURES



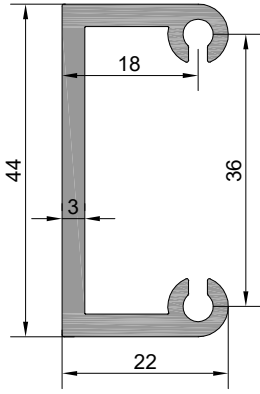
Profil No : EC0201
Ağırlık : 220 gr/m



Profil No : EC0301
Ağırlık : 223 gr/m



EC0301-a	50 mm	100 adet/pcs
----------	-------	--------------



Profil No : SK50-301 ⚠

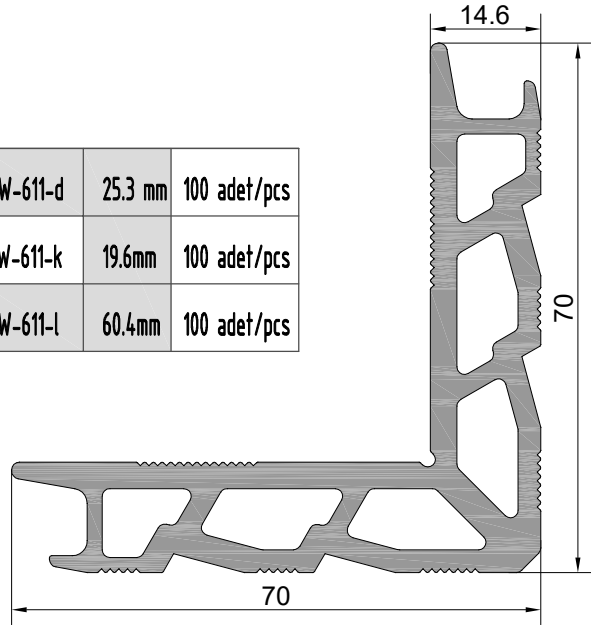
Ağırlık : 731 gr/m

⚠ İşaretli profil için satış ekibinden bilgi alınır.

SK50-301-a	31.5mm	100 adet/pcs
SK50-301-b	71.5mm	100 adet/pcs

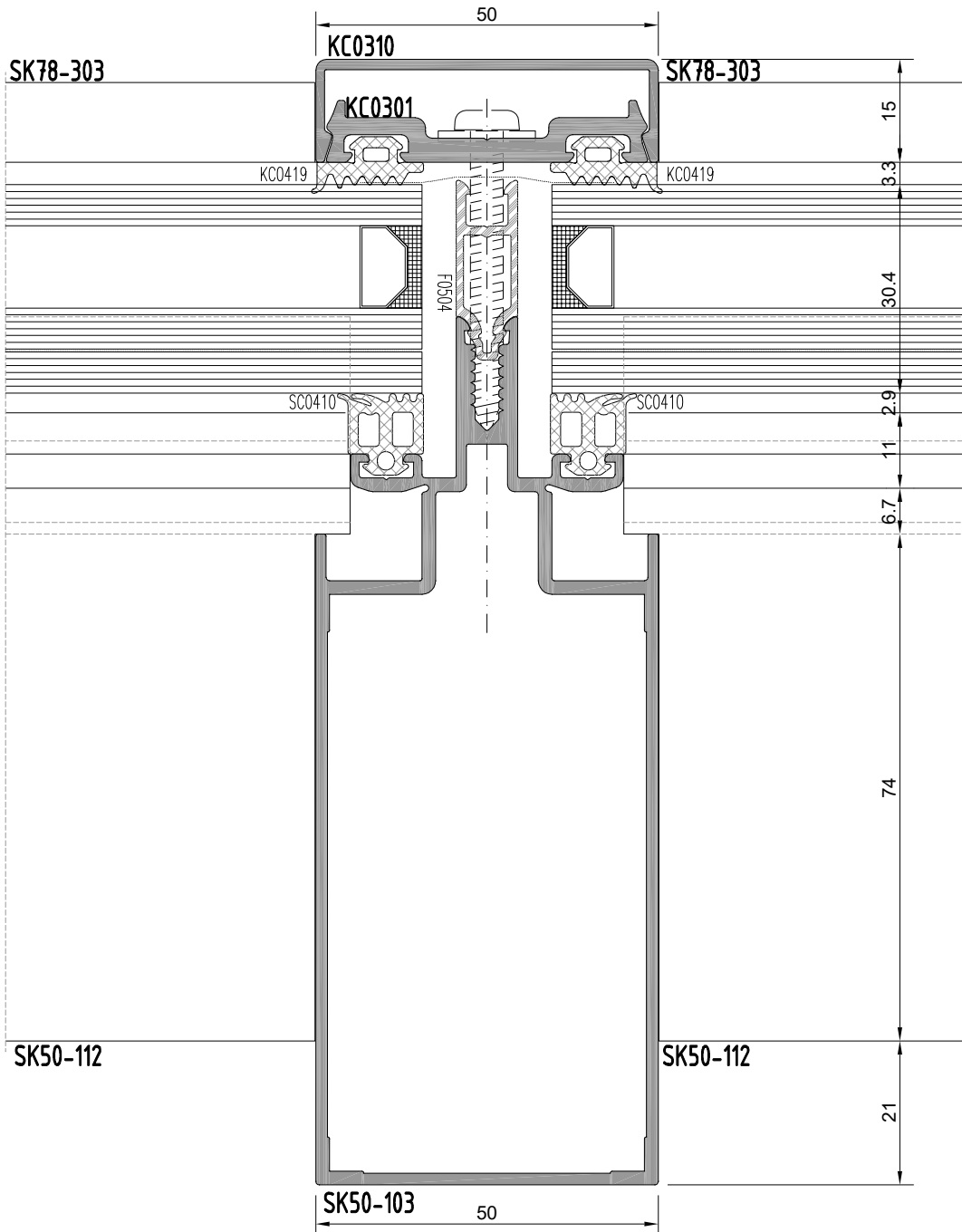
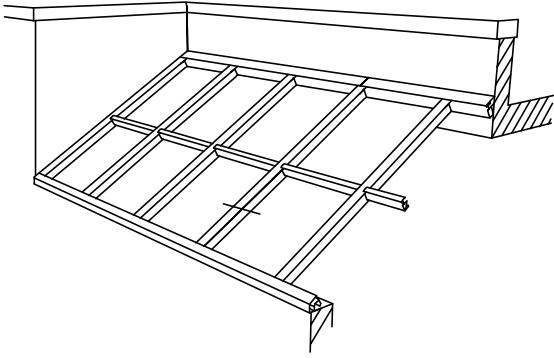
Profil No : W-611
Ağırlık : 2520 gr/m

W-611-d	25.3 mm	100 adet/pcs
W-611-k	19.6mm	100 adet/pcs
W-611-l	60.4mm	100 adet/pcs



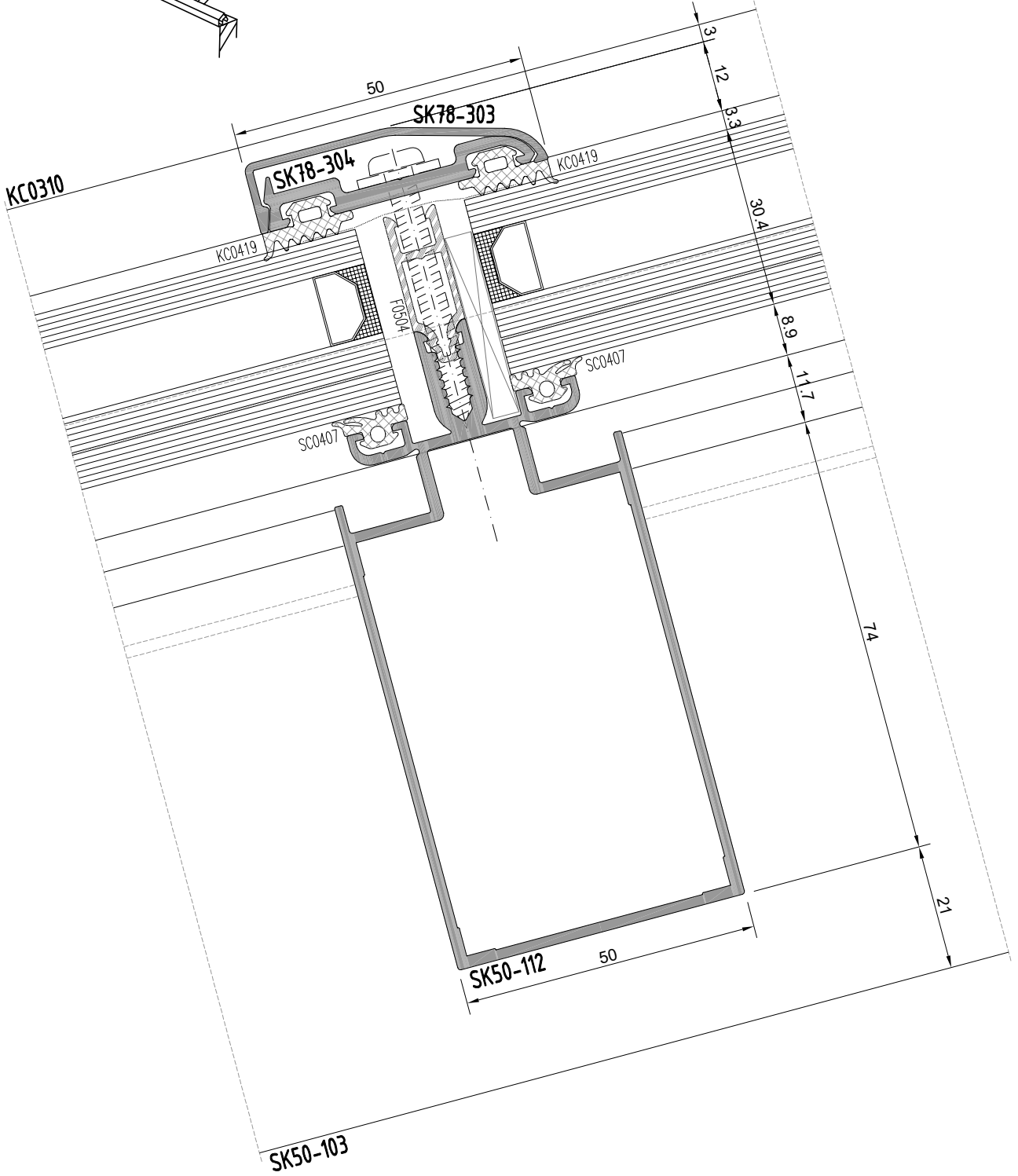
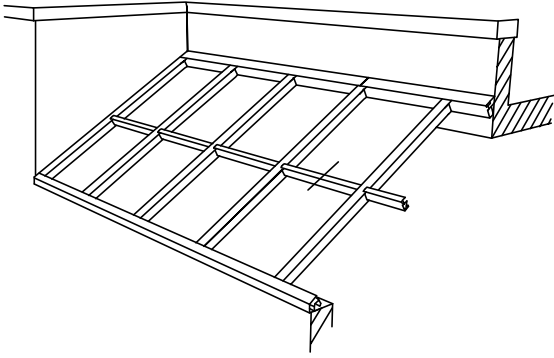
SKY50
İŞIKLIK SİSTEMİ
SKYLIGHT SYSTEMS

SABİT - SABİT
FIXED-FIXED



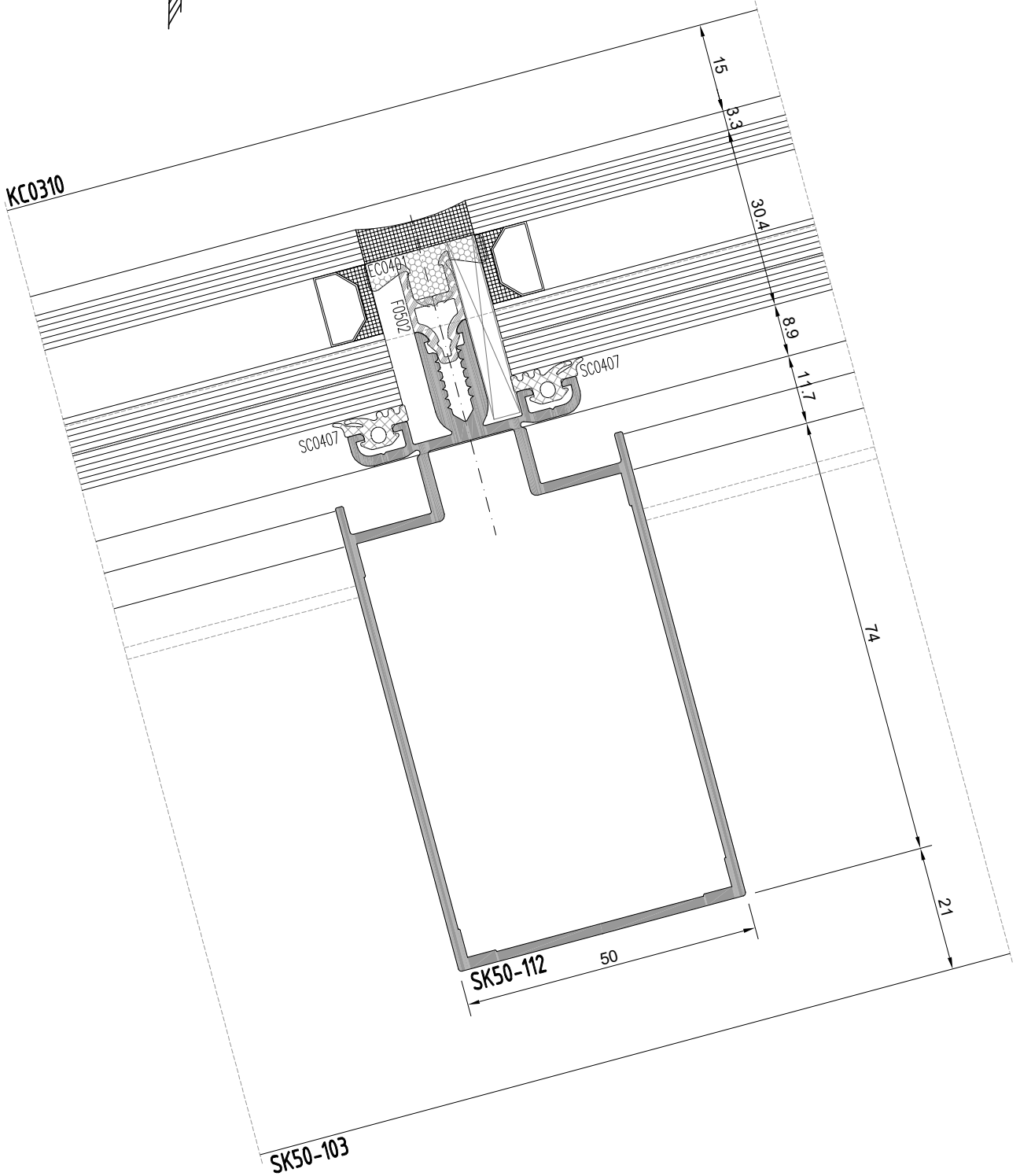
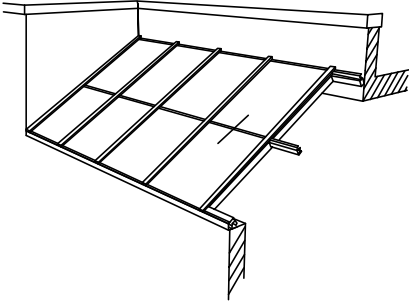
SKY50
İŞIKLIK SİSTEMİ
SKYLIGHT SYSTEMS

SABİT - SABİT
FIXED-FIXED



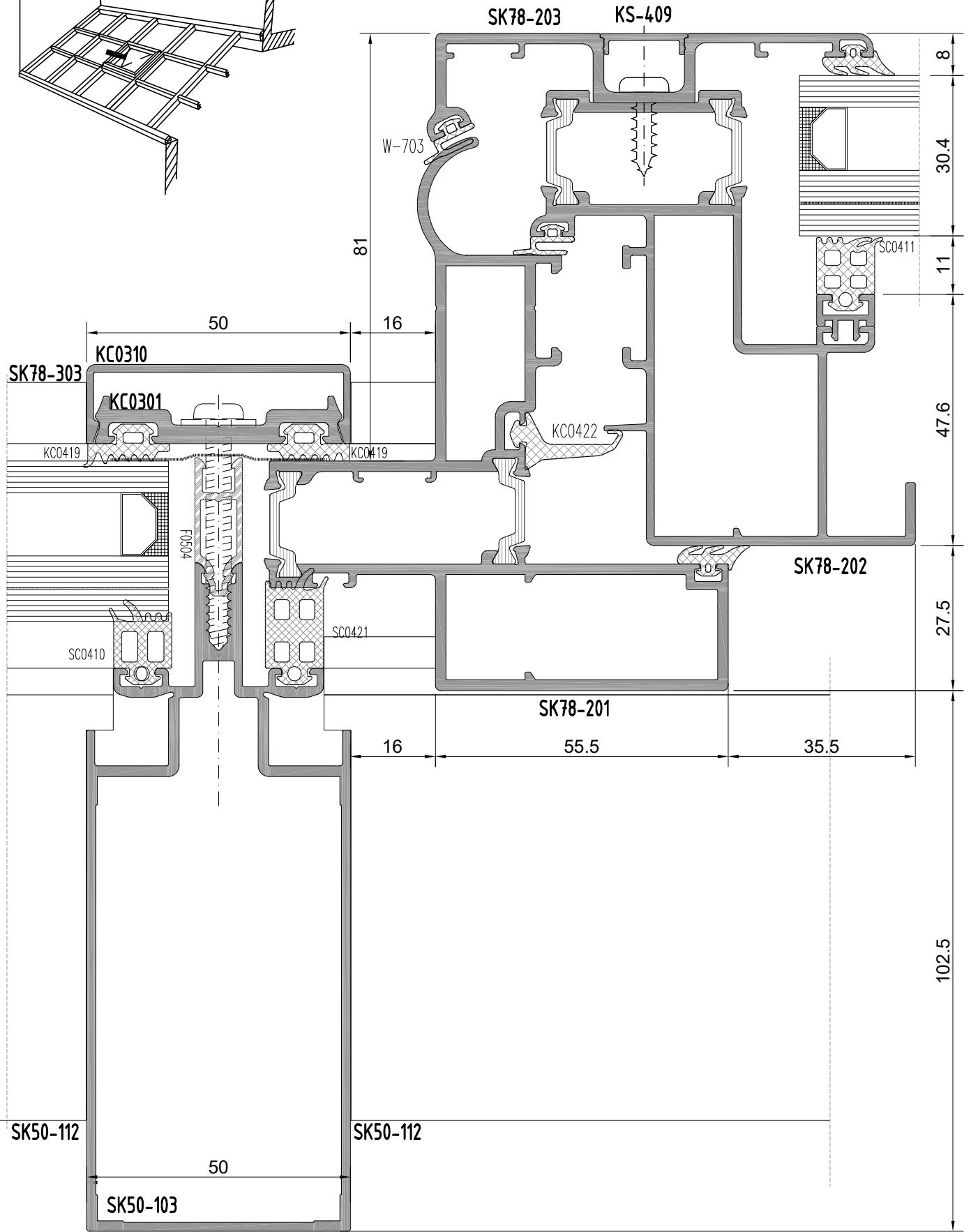
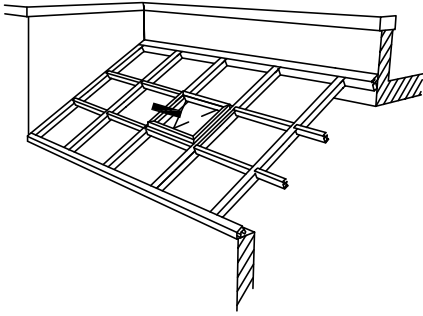
SKY50
İŞIKLIK SİSTEMİ
SKYLIGHT SYSTEMS

SABİT - SABİT
FIXED-FIXED



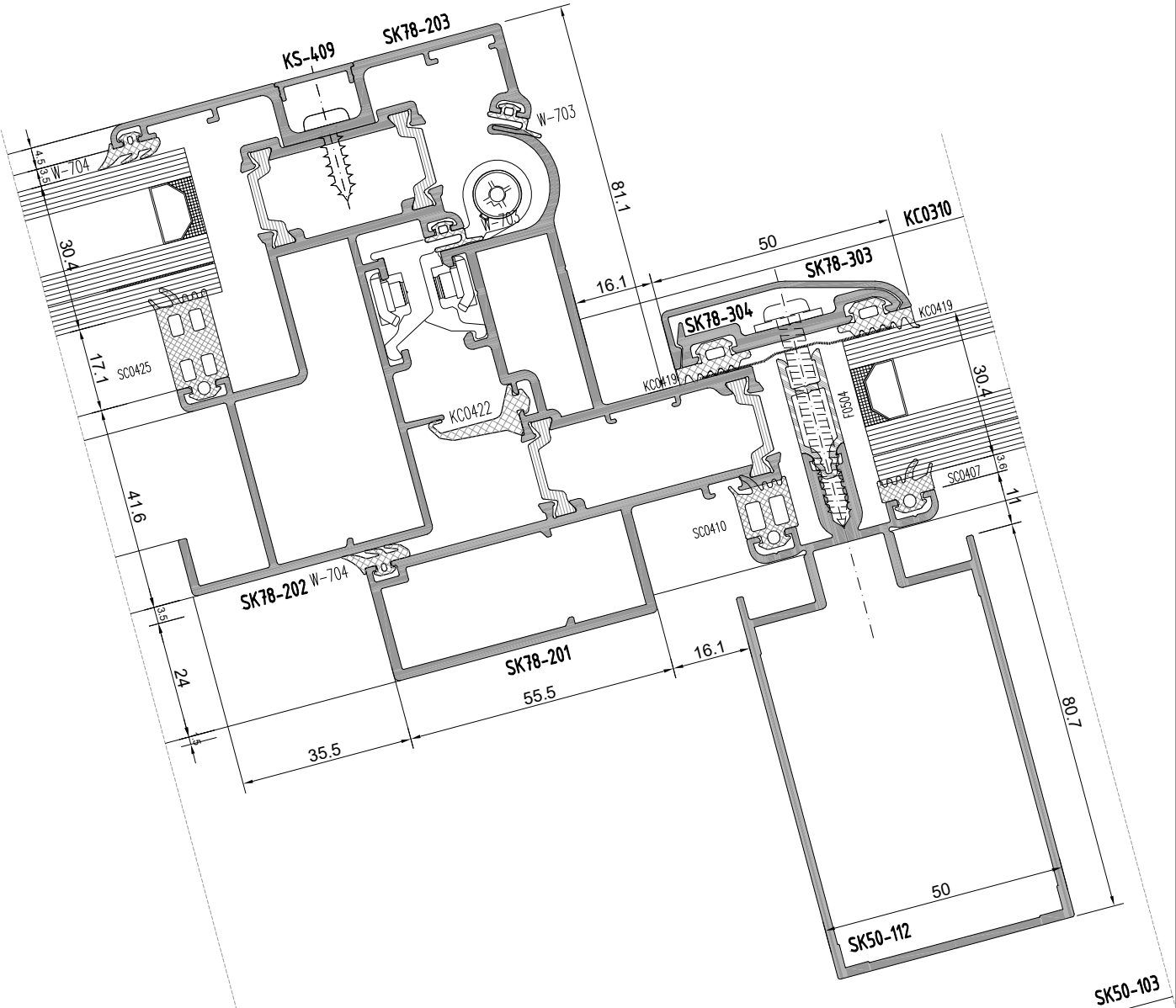
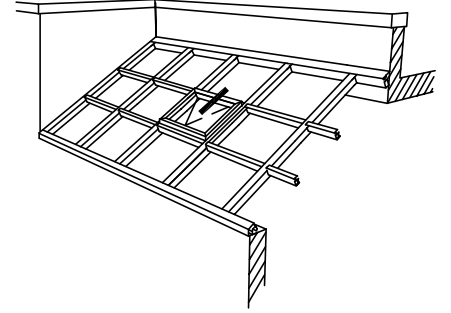
SKY50
İŞIKLIK SİSTEMİ
SKYLIGHT SYSTEMS

SABİT - KANAT
FIXED-SASH



SKY50
IŞIKLIK SİSTEMİ
SKYLIGHT SYSTEMS

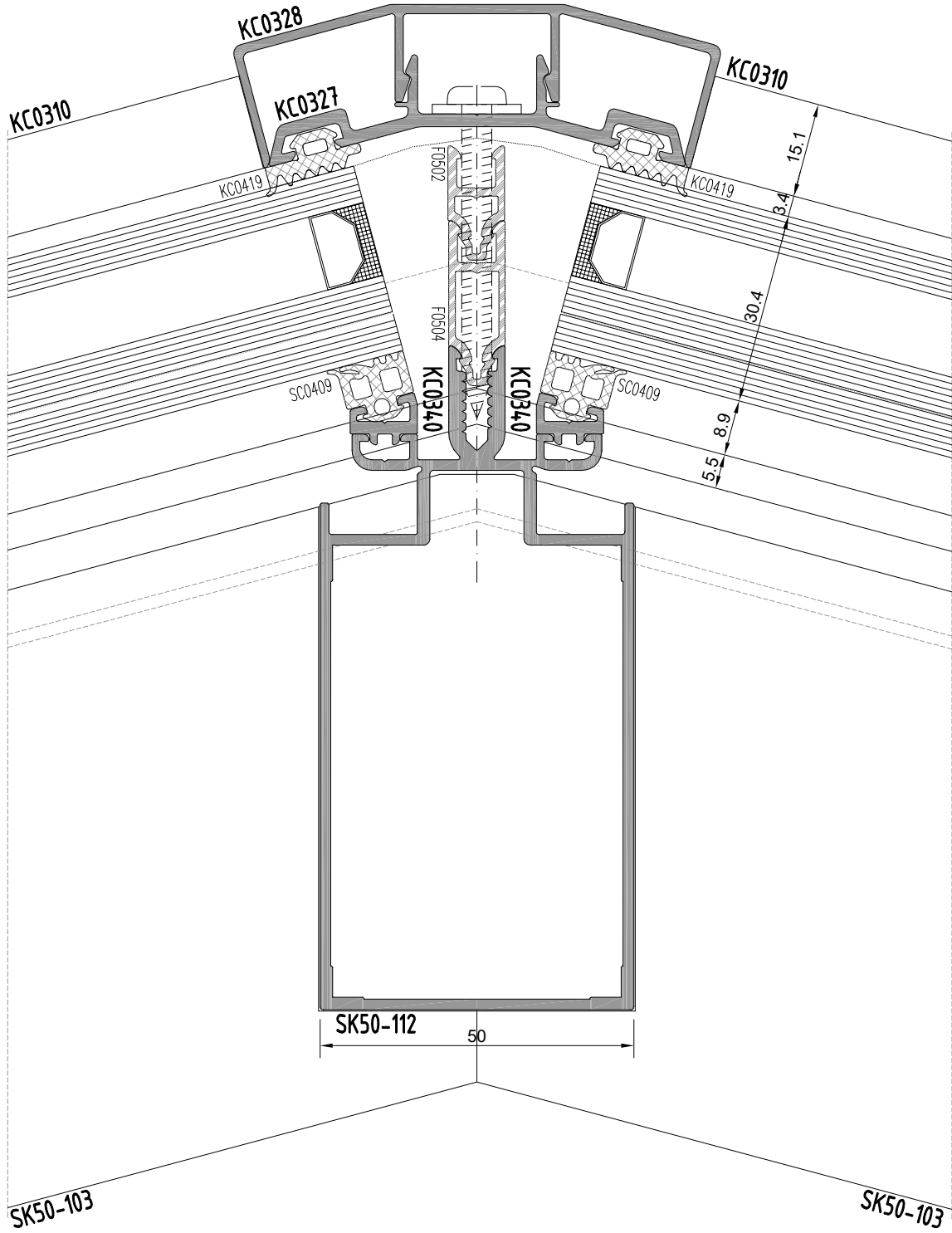
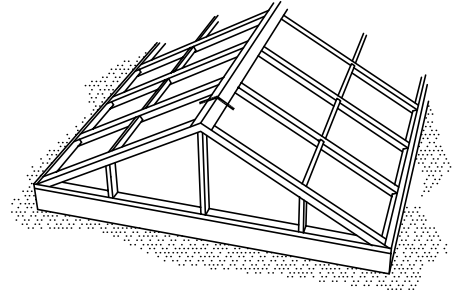
KANAT - SABİT
SASH-FIXED



ÖLÇEKSİZ
NOT TO SCALE

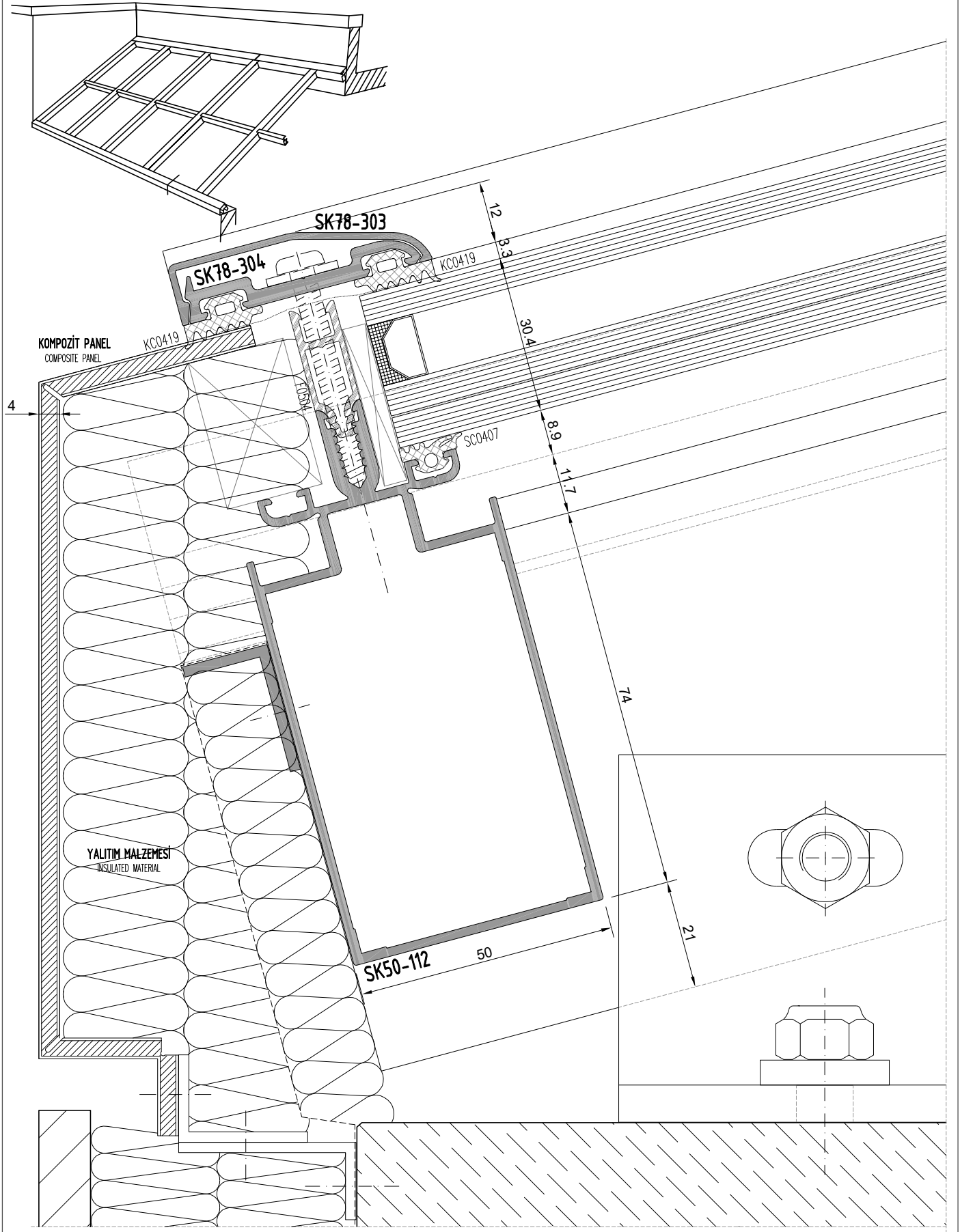
SKY50
IŞIKLIK SİSTEMİ
SKYLIGHT SYSTEMS

KÖŞE DETAY
CORNER DETAIL



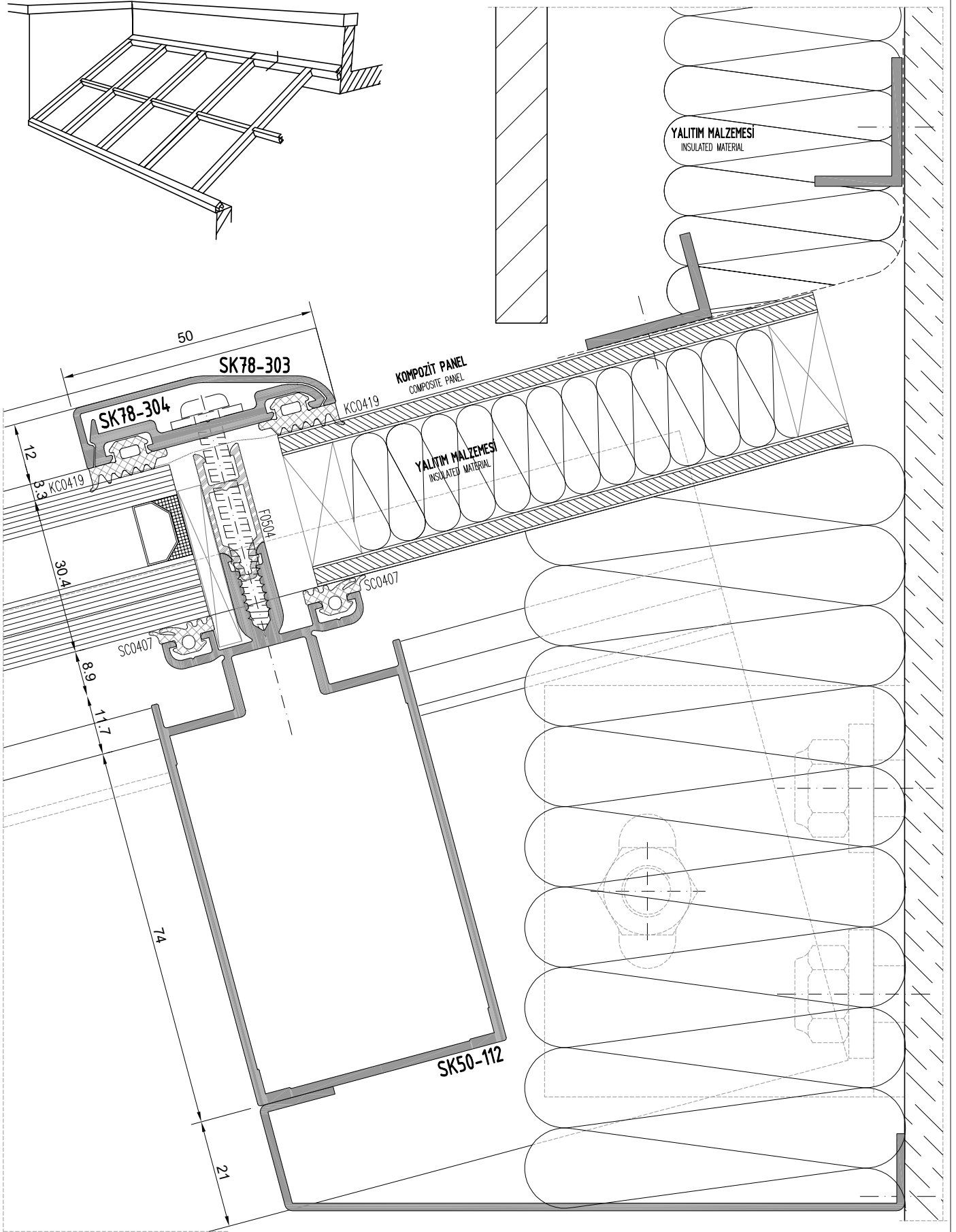
SKY50
İŞIKLIK SİSTEMİ
SKYLIGHT SYSTEMS

ALT BİTİM DETAY
BOTTOM CONNECTION DETAIL



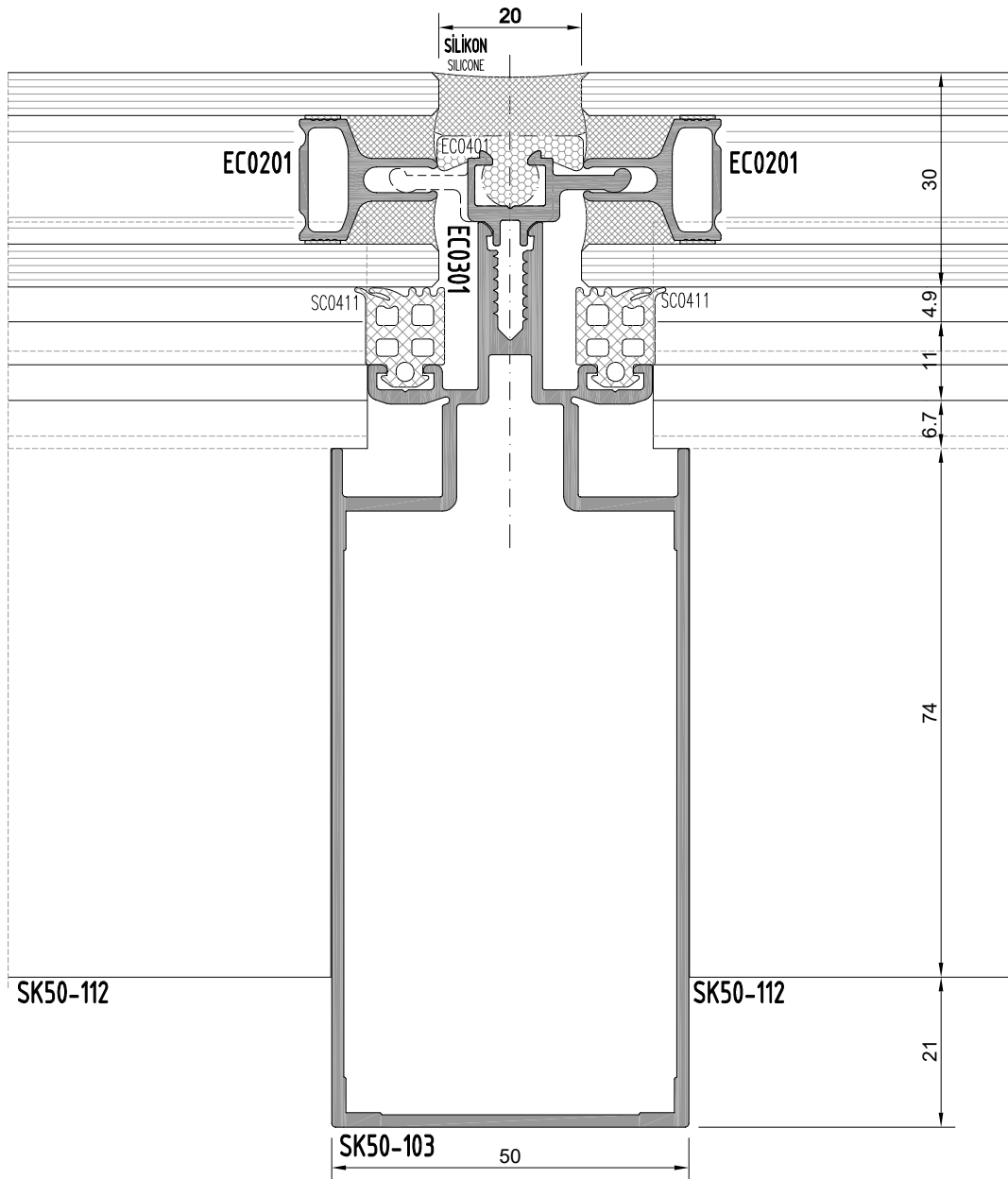
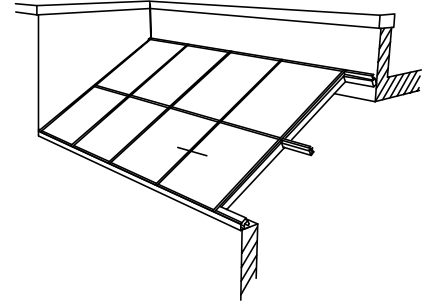
SKY50
İŞIKLIK SİSTEMİ
SKYLIGHT SYSTEMS

ÜST BİTİM DETAY
TOP CONNECTION DETAIL



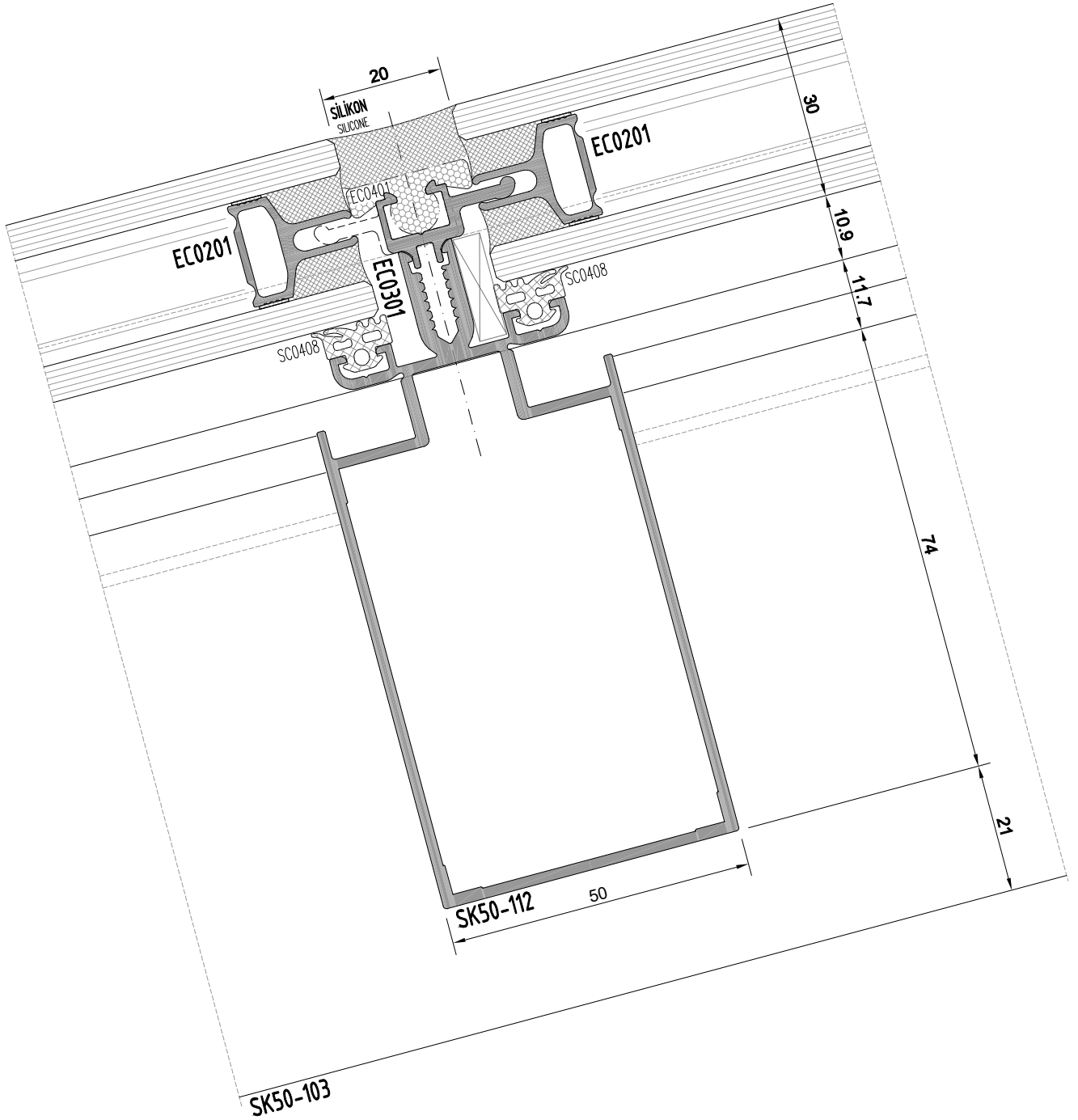
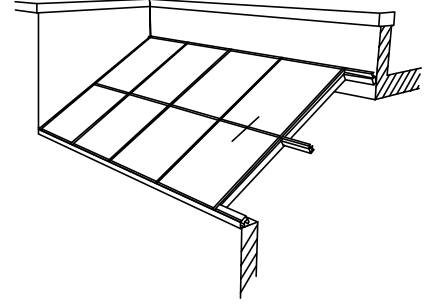
SKY50
İŞIKLIK SİSTEMİ
SKYLIGHT SYSTEMS

SABİT - SABİT
FIXED-FIXED



SKY50
İŞIKLIK SİSTEMİ
SKYLIGHT SYSTEMS

SABİT - SABİT
FIXED-FIXED



SKY50

İŞIKLIK SİSTEMİ

SKYLIGHT SYSTEMS

Fıtıl listesi
Gasket list

kod code	şekil drawing	tanım description	teorik ağırlık teoretical weight gr / m	paket ağırlığı package weight kg / package	paket metraji in one package metre / package	kullanım yeri aplication
SC0422		Taşıyıcı ve Panel iç fıtılı Mullion-transom or Panel gasket inside	46 gr/m	15 kg	326 m	
SC0407		Taşıyıcı ve Panel iç fıtılı Mullion-transom or Panel gasket inside	73 gr/m	15 kg	205 m	
SC0408		Taşıyıcı ve Panel iç fıtılı Mullion-transom or Panel gasket inside	88 gr/m	15 kg	170 m	
SC0409		Taşıyıcı ve Panel iç fıtılı Mullion-transom or Panel gasket inside	101 gr/m	15 kg	148 m	
SC0410		Taşıyıcı ve Panel iç fıtılı Mullion-transom or Panel gasket inside	113 gr/m	15 kg	133 m	
SC0411		Taşıyıcı ve Panel iç fıtılı Mullion-transom or Panel gasket inside	144 gr/m	15 kg	104 m	
SC0420		Taşıyıcı ve Panel iç fıtılı Mullion-transom or Panel gasket inside	167 gr/m	15 kg	90 m	

SKY50

İŞIKLIK SİSTEMİ

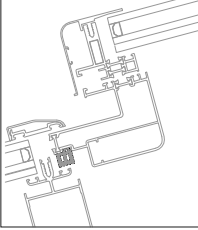
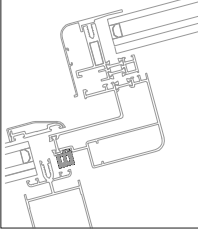
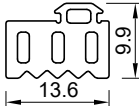
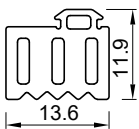
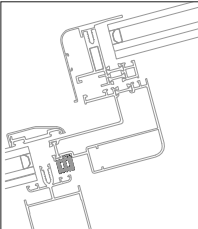
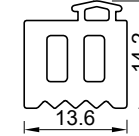
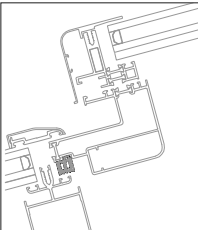
SKYLIGHT SYSTEMS

Fitil listesi
Gasket list

kod code	şekil drawing	tanım description	teorik ağırlık theoretical weight gr / m	paket ağırlığı package weight kg / package	paket metraji in one package metre / package	kullanım yeri aplication
SC0421		Taşıyıcı ve Panel iç fitili Mullion-transom or Panel gasket inside	189 gr/m	15 kg	79 m	
SC0425		Taşıyıcı ve Panel iç fitili Mullion-transom or Panel gasket inside	217,6 gr/m	15 kg	69 m	
KC0409		Taşıyıcı ve Panel iç fitili Mullion-transom or Panel gasket inside	249 gr/m	15 kg	60 m	
KC0419		Baskı profil fitili Glazing gasket	73 gr/m	15 kg	205 m	
EC0401		Poliüretan dolgu polyurethane gasket	-	-	6 m	
SK-710		Cam iç fitil Glazing gasket inside	45 gr/m	15 kg	333 m	
W1-703		Kasa fitili Frame gasket	33 gr/m	15 kg	440 m	

SKY50
İŞIKLIK SİSTEMİ
SKYLIGHT SYSTEMS

Fıtıl listesi
Gasket list

kod code	şekil drawing	tanım description	teorik ağırlık theoretical weight gr / m	paket ağırlığı package weight kg / package	paket metrajı in one package metre / package	kullanım yeri aplication
W-708		Profil iç fıtıl Profile gasket inside	91 gr/m	15 kg	165 m	
W-711		Profil iç fıtıl Profile gasket inside	65 gr/m	15 kg	230 m	
W-712		Profil iç fıtıl Profile gasket inside	110 gr/m	15 kg	135 m	
W-713		Profil iç fıtıl Profile gasket inside	135 gr/m	15 kg	110 m	
W-714		Profil iç fıtıl Profile gasket inside	166 gr/m	15 kg	90 m	

SKY50
İŞIKLIK SİSTEMİ
SKYLIGHT SYSTEMS

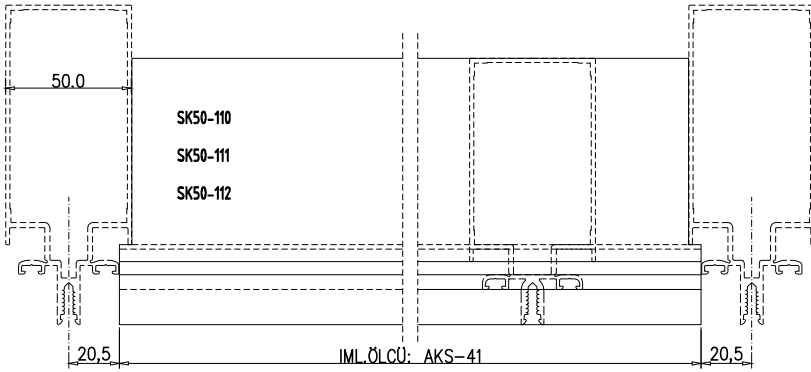
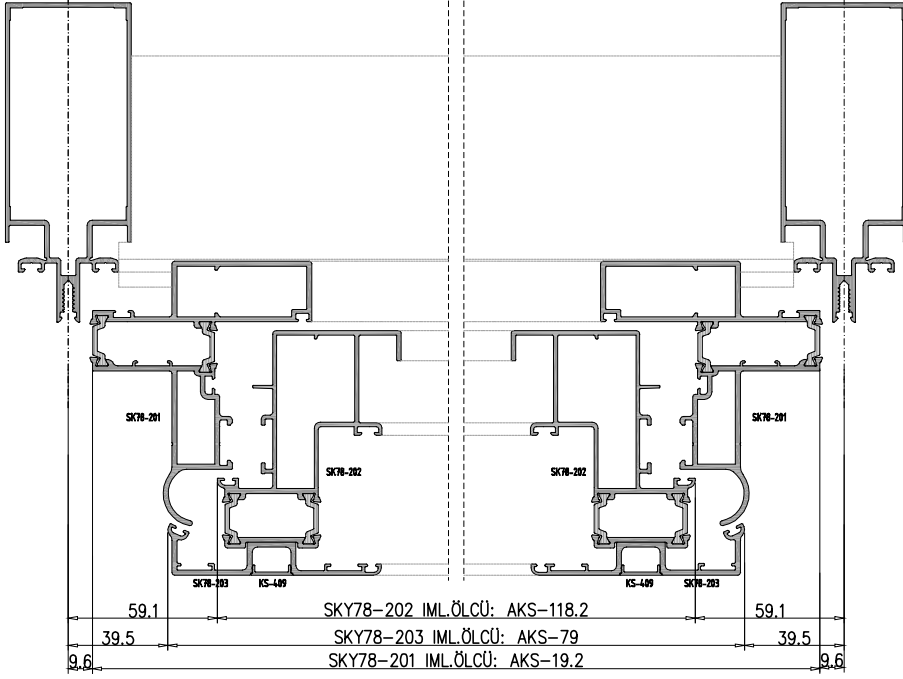
Pvc ızalasyon listesi
Pvc ızalator list

kod code	şekil drawing	tanım description	metraji metre / package	kullanım yeri aplication
F0500		Taşıyıcı ön ızalasyon (pvc) Mullion or transom front ızalator (pvc)	6 m	
F0501		Taşıyıcı ön ızalasyon (pvc) Mullion or transom front ızalator (pvc)	6 m	
F0502		Taşıyıcı ön ızalasyon (pvc) Mullion or transom front ızalator (pvc)	6 m	
F0503		Taşıyıcı ön ızalasyon (pvc) Mullion or transom front ızalator (pvc)	6 m	
F0504		Taşıyıcı ön ızalasyon (pvc) Mullion or transom front ızalator (pvc)	6 m	
F0505		Taşıyıcı ön ızalasyon (pvc) Mullion or transom front ızalator (pvc)	6 m	
F0506		Taşıyıcı ön ızalasyon (pvc) Mullion or transom front ızalator (pvc)	6 m	

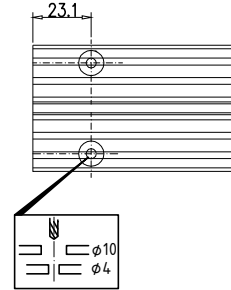
SKY50
İŞIKLIK SİSTEMİ
SKYLIGHT SYSTEMS

İMALAT ŞEMASI
PRODUCTION PLAN

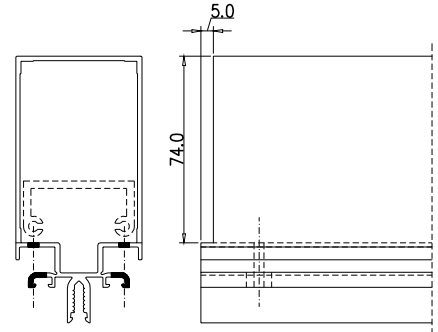
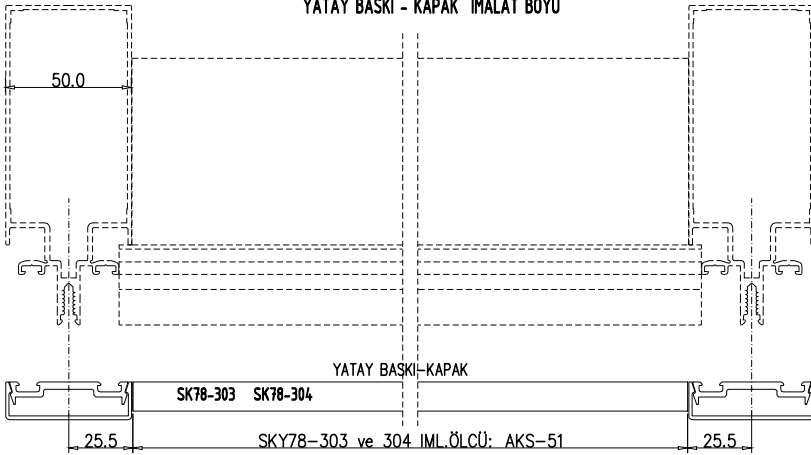
KASA-KANAT İMALAT BOYU



YATAY TAŞIYICI PROFİL KERTME ve DELİK DELME İŞLEMİ



YATAY BAŞKI - KAPAK İMALAT BOYU



SKY50
İŞIKLIK SİSTEMİ
SKYLIGHT SYSTEMS

AKSESUARLAR
ACCESSOIRES

WORM EDGE KÖŞE BİRLEŞTİRME (PVC)
WORM EDGE CORNER JOINING (PVC)

EC0303 (yerli) (native)

